







WORKSHEET 5
CLASS 3 MATHS
DATA HANDLING (VOL. 1)







Q1. Read the given pictograph and answer the following questions.

	NO. OF STUDENTS	PICTOGRAPH
CARTOONS		
SPORTS		
MOVIES		
NEWS		
SERIALS		
DISCOVERY		

KEY : 1  = 3 STUDENTS

- (a) Which programme is liked by most of the students? _____
- (b) Which programme is least liked ? _____
- (c) How many students like movies ? _____
- (d) Which programme is equally liked ? _____
- (e) Total number of students who like serials and sports _____

ANSWER

PROGRAMMES	NO. OF STUDENTS	PICTOGRAPH
CARTOONS	18 (6X3=18)	
SPORTS	15 (5X3=15)	
MOVIES	9 (3X3 = 9)	
NEWS	6 (2X3 = 6)	
SERIALS	3 (1X3 = 3)	
DISCOVERY	15 (5X3=15)	

- (a) Which programme is liked by most of the students? **CARTOONS**
- (b) Which programme is least liked ? **SERIALS**
- (c) How many students like movies ? **9**
- (d) Which programme is equally liked ? **SPORTS, DISCOVERY**
- (e) Total number of students who like serials and sports . **18**