



LEARNING TO LEARN

Volume VI | Issue IV | July 2020

PAGE 1



From Principal's desk

“I am still learning - Micheleangelo”

Learning is a life long process that involves acquiring new knowledge , learning new skills , readjusting old concepts to fit in new ones , absorbing the energies of mental conflicts to become a problem solver, unlearn and relearn what is already held up in the mental chunks. These days, while the online classes had taken over as the new norm of teaching and we were drawing close to the short and Rejuvenating summer break , we conceptualized the programme “Learning to Learn” to build on skills & competencies through week long fun filled, hands on, guided sessions designed by our faculty.

A variety of activities were chosen and each of them was woven around the social, psychological, rational, environmental and literal facets of the concept. The plethora of activities included paper folding in geometrical concepts , puppet making in Hindi Dramatization, writing Acrostic Poems in English, making bird nest in Science , making indigenous board games in Social Science etc.

The excitement of the students in the sessions was quite evident. They were inquisitive, proactive and keen to present their work. Post workshop feedback by the students is a testimony to their joyful learning and the Learning Outcomes of “Learning to Learn” were achieved to a great extent.

This learning module has turned out to be a precursor to more such constructive online workshops and sessions for students not just to break away from the monotonous drill but to keep learning in the best possible reach of the students thereby catering to their varied learning styles.

We bring to you glimpses of the various fun-filled and concept driven activities that were conducted over an exhaustive week of learning.

-GEETA GANGWANI (PRINCIPAL)

Highlights

PAGE
NO.

2 From Headmistress' desk

3 Sci-Focus Classes VI-VIII

6 Lit-e-Lingua Classes VI-VIII

9 Math-O-Play Classes VI-VIII

12 हिंदी हैं हम Classes VI-VIII

15 Date With Facts Classes VI-VIII

FROM THE HEADMISTRESS' DESK



When Valmiki wrote the Ramayana, at every step he understood that victory called for more than a wish. It was sometimes built on determination, at other times on patience and at all times, on the strength to resolve and the focus on the goal.

The epic is the guiding beacon in any challenging situation. It inspires us to take the road that leads to our goal- to facilitate students' learning. The unprecedented situation due to Covid-19 pandemic had made it imperative to explore new vistas. Leveraging meeting platforms and applications having video conferencing facilities, the School initiated online classes using the Google cloud platform- G Suite.

The unplanned closure of schools necessitated development of alternative approaches for effective teaching and learning process. Taking it as a quintessential adaptive and transformative challenge, the reform in the education pattern for Classes VI - VIII seemed to be a viable solution. Shifting from teacher centric to learner centric methods and the role of teacher to facilitator required mainstreaming of activity based learning.

Keeping abreast of the need, a special Programme: 'Learning To Learn' was designed. The comprehensive programme aimed at influencing the interest of the students. Subject- specific Modules were curated to engage the students in kinesthetic learning. Aristotle wrote, "For the things we have to learn before we can do them, we learn by doing them." Properly structured, Hands-on learning Modules encouraged students to think out of the box, coaxing them to experiment with and explore the tools.

The enthusiasm of the students during the first Module- Sci Focus was a signal that we were on the right track. The students' zealous efforts to make a safe haven for sparrows, assembling the material available at home to make a tumbling toy and performing simple experiments triggered a scientific aptitude. Lit E Lingua and Hindi Hain Hum- modules aimed at improving the skills of communication. The zestful participation of the students helped them, explore their creative potential. Delving into the gamification mode with modules Maths- O- Play and Date With Facts learning gained new dimensions.

This is just the beginning and we have miles to go...

Hope you will enjoy the glimpses of our innovative pedagogies.

-Meera Wadhwa
(Headmistress)

Sci-Focus

CLASS VI

Sci-Focus for class VI was conducted with the soul purpose to explore the scientific laws through incredibly easy experiments. Simple hands on activities were conducted by the students under the teacher's virtual supervision. Paper flowers bloomed with capillary action, the bird in the cage illusion was created with persistence of vision and the tumbling toy highlighted gravity and friction as basic physical forces. students participated excitedly and learnt the embedded scientific phenomena.

Thank you ma'am for a very interesting session of your workshop. It was very informative along with practical and interesting activities.

Looking forward to attend more of your sessions ma'am.

*Thanking you,
Yuvaan Gupta
6-D*



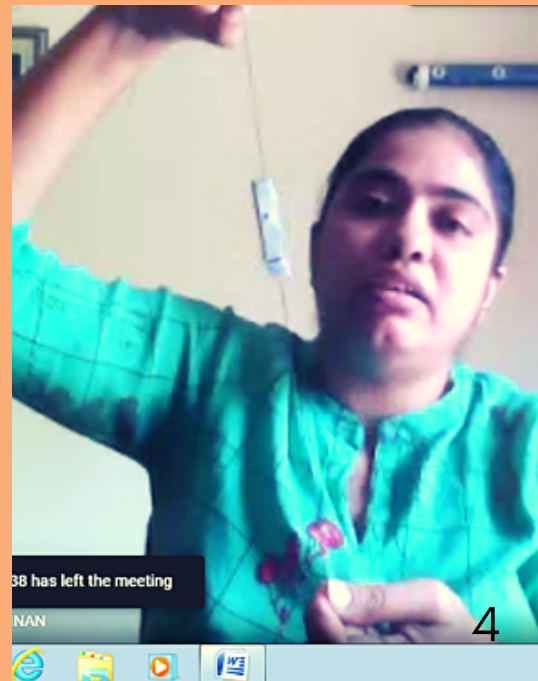
Sci-Focus

CLASS VII

The learners were engaged in kinesthetic learning through a set of two activities; lifting a bottle full of rice grains using pencil and creating your own tumbling toy. Both the activities were designed to illustrate the concept of friction. The students showed keen interest in learning these concepts of scientific wonderment.

It was really an exciting activity for kids. After so many days of studying, it was stimulating and learning by doing. Through this the concept of friction will be pasted in the minds of us forever. Excellent class.

Palak Gupta VII-C




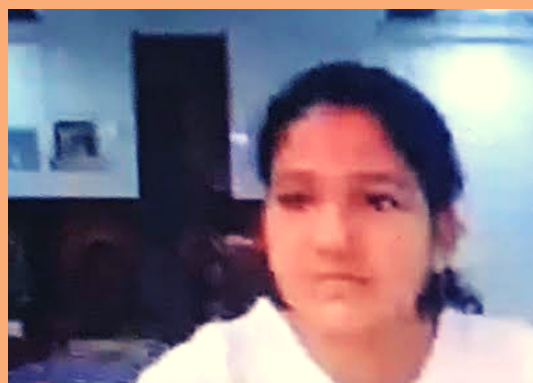


Sci-Focus

CLASS VIII

A highly engrossing virtual tour of the Surface Tension experiments was carried out using a dropper and coins. The students observed the rising hemispherical meniscus and were guided further to understand water tumbler inversion. The students were also given a demonstration to design recyclable dustbin liners out of waste newspaper. Sparrow nests were created as an attempt to bring them back to our state and improve their population in Delhi.

Dear Mam Thanks a lot mam for arranging such a nice activity for us. It was a wonderful experience as we could learn new things. We could understand the concept of surface tension practically. Overall it was an amazing Learning experience for all of us. Thanks a lot Mam

*Regards
Aryan Taneja
VIII C*



Lit-É-Lingua

CLASS VI

An array of literary activities were conducted to enhance the students' fundamental linguistic skills i.e. speaking, listening, reading and writing. Various vocabulary and grammar topics such as Acrostic Poetry, differences between Homophones and Homonyms and a vocabulary stimulating Spell Bee were taken up. The session witnessed a zealous participation by all the students.

Respected Ma'am , I totally enjoyed and learned a lot in a comfortable environment . The new Technique of writing a poem "Acrostic Poem" was very interesting and innovative . The other activities / quizzes help me to enhance my vocabulary and word power . It is easy and enjoyable . "Thanks A Lot Ma'am !"

Regards

Aabhya Thyagarajan



ROUND 1

Find the correct spelling .

RULES:

- Select the word which is spelt correctly from the given options.
- Each team gets 20 seconds to answer.

11:10 AM

WHAT IS AN ACROSTIC POEM?

- AN ACROSTIC POEM IS A KIND OF A POETRY WHERE THE FIRST, LAST OR OTHER LETTERS IN A LINE SPELL OUT A PARTICULAR WORD OR A PHRASE. THE MOST COMMON AND SIMPLE FORM OF AN ACROSTIC POEM IS WHERE THE FIRST LETTER OF EACH LINE SPELL OUT THE WORD OR PHRASE.

11:33 AM

What are HOMONYMS?

- EACH OF TWO OR MORE WORDS HAVING THE SAME SPELLING OR PRONUNCIATION BUT DIFFERENT MEANINGS AND ORIGINS

homonyms

REC

Begins with an egg.

Underneath the shell is a caterpillar.

Teeth to chew through and come out of the shell.

Trying to eat a lot of plants.

Each time it grows, it sheds its skin.

Reaches a spot on a plant to make a chrysalis.

Forms wings and antennae.

Leaves the chrysalis as a butterfly.

Young caterpillar is gone, now it is a butterfly!

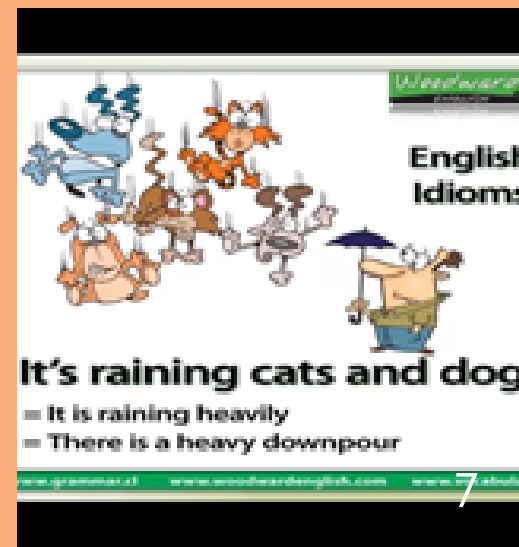

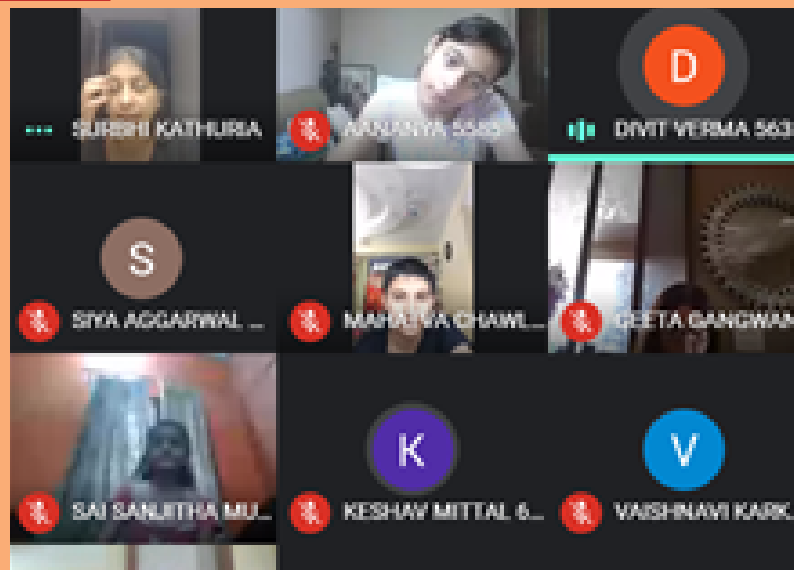
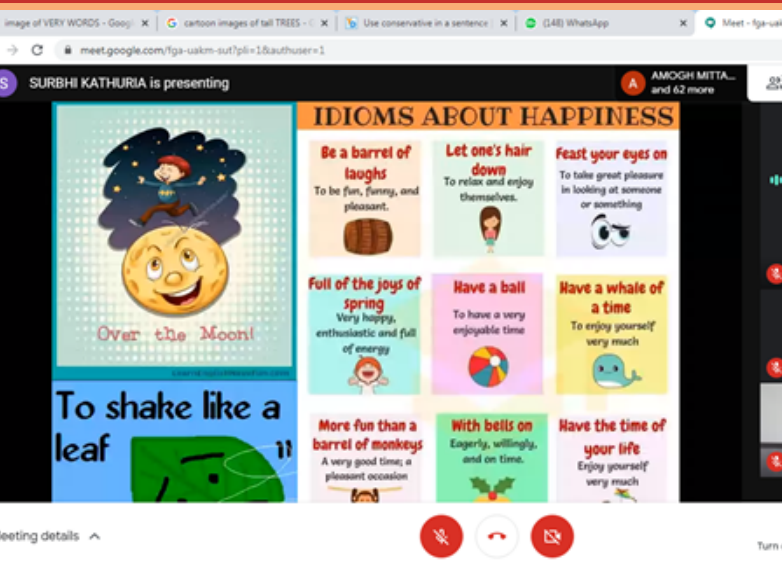
Lit-E-Lingua

CLASS VII

The Module Lit E Lingua focused on the use of Idioms in the English language. The session was conducted by Ms Surbhi Kathuria , TGT English on 9 June 2020. The topic was introduced through an Ice Breaking activity. Highlighting that the name of the activity was coined to convey an idea in an efficient and creative way, the students gathered that idioms were used to enrich the language. Reiterating that Idioms are important for communication, an array of activities were planned to understand the figurative meaning that idioms convey. Activities to enhance the Writing and Speaking Skills of the young learners aimed to make them fluent and confident. The interactive session resonated with the enthusiasm and ebullience of the students to narrate the story using different Idioms. Students designed a Poster describing themselves using adjectives and idioms. They enjoyed the session.

*Good afternoon Surbhi Ma'am...
Today's class was very interesting...children learnt about Idioms...Geetanjali enjoyed a lot...thanks to all the staff of BBPS, Rohini. I loved the way you taught children by activities...like in science friction was taught by a fun experiment of rice and matchbox...and now a new way to learn Idioms...hats off to all the teachers...your way of teaching is really appreciated...Thank you.*

*Neha Arora
VII C*



Lit-É-Lingua

CLASS VIII

Appreciating Poetry, a module of English Language Games was conducted to nurture the students' poetic sensibilities. The joyful learning erudition began with the identification of poetic devices used in popular English songs. The next few games aimed at plastering the concepts of Similes, Metaphors, Personification, Imagery and Rhyme forever, in the students' memory. Eventually, the students were empowered to write Acrostic poems using the literary devices revised with them. The students were kept on their tender hooks with the changing games that prodded the learning competencies through audio and visual senses.

*Dear Shweta ma'am
Today's class was very nice as you made us study with the help of activities and language games. The games were super fun and I understood everything in the class. It was a lot of fun to find the poetic devices in songs. I enjoyed a lot.
DHRUV BEHL, VIII C*



MAHAJAN is presenting

THE FROG AND THE NIGHTINGALE

Once upon a time a frog,
Croaked away in Bingle Bog
Every night from dusk to dawn
He croaked awn and awn and awn
Other creatures loathed his voice,
But, alas, they had no choice,
And the crass cacophony
Blared out from the sumac tree
At whose foot the frog each night
Munstroled on till morning night

Neither stones nor prayers nor sticks,
Insults or complaints or bricks
Stilled the frogs determination
To display his heart's elation,
But one night a nightingale
In the moonlight cold and pale
Perched upon the sumac tree
Casting forth her melody

WORD HUNT - Hunt the rhyming words

M H X H M E S C A R R Y B
E U A A E K A W N Z N A B
L R E R C F O G J O Y T H
O R T I B O U G H T H G O
D Y R D S G Z P Y G I I E
Y P A V Z C O R I N T I C
W M D O P C R E S A R S I
C W R I A U H E L F T T N
A B O C C F G E A J N E O
T R U E H A O Y U M C A I
N I G H T I N G A L E D S
G O H H W L E L A W N Y E
R H T R I E D J A X S N A

CARLY RAE JEPSEN - "CALL ME MAYBE"

"Your stare was holdin',
Ripped jeans, skin was showin'
Hot night, wind was blowin'"

LANGUAGE GAME 3: What is it?

Personified Picture (2P) OR Illuminated Imagery (2I)

PERSONIFICATION	IMAGERY
Attributing human characteristics to a non human or non living object, animal or plant etc. Example: The trees danced excitedly as the clouds cried happy tears.	Visually descriptive language that appeals to the senses. Example: It was dark and dim in the forest. The words "dark" and "dim" are visual images.
2P	2I

Maths-O-Play


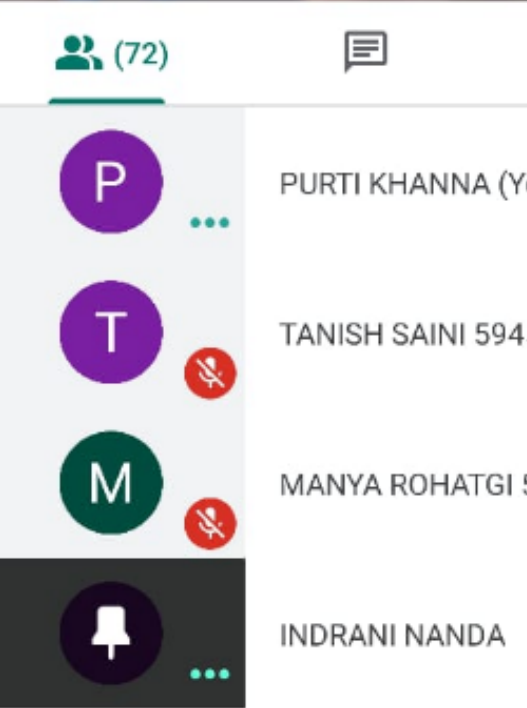

CLASS VI

Students were familiarized with various concepts of geometry through paper-folding techniques. The students did the mathematical activities namely, making parallel lines, finding mid-point of any line segment, finding the center of a circle and making a protractor and in the process acquired skills of drawing figures and critical thinking.


It was a very enriching session . It was easy as well as enjoyable. I appreciate teacher's efforts for arranging such a fantastic workshop . The topics mam taught really made maths fun . The most surprising thing was the making a protractor in very little time from just a paper and a pen. In general geometry is quite difficult however through virtual classes only geometry was made easy for us to understand. The ideas and ways of teaching were wonderful.

Ananaya Gandhi

VI A



Pawni Garg
Maths
Workshop






Maths-O-Play

CLASS VII

Students were engaged in hands on activities to understand the concept of isosceles and equilateral triangles which was demonstrated through a variety of paper folding techniques. An activity of remembering basic rules of geometry such as angles and triangles was also conducted.

Maths session with Ms. Anju Tyagi ma'am was awesome, interesting and filled with creativity... And also it was full of creativity and different from regular teaching... It was like a refreshing change for the students from the formal teaching learning process which I appreciate a lot...

*Swarna Dabas
VII C*





Maths-O-Play

CLASS VIII

The creative blend of paper folding in learning Maths included making a protractor using paper folding and create geometric figures like isosceles triangle, trapezium, parallelogram, rhombus and hexagon. The steps were very meticulously explained and in a simple language for the students

*Respected Ma'am,
This workshop experience was exhilarating. I learnt so much in such a short span of time. With your able guidance I will be able to accomplish the activities. You explain the activities nicely. I want to do such kind of workshops again. I have penned my emotions from deep down my heart. Thanking you*
Kartik
VIII - C

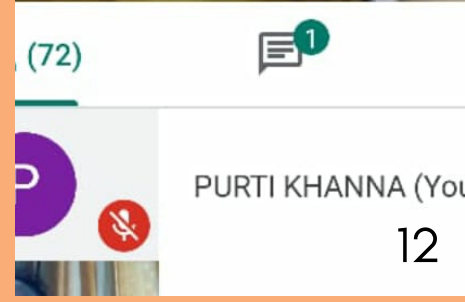
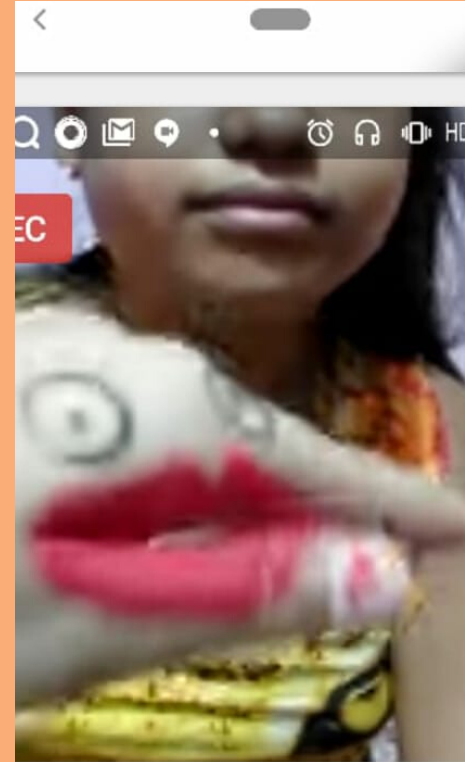
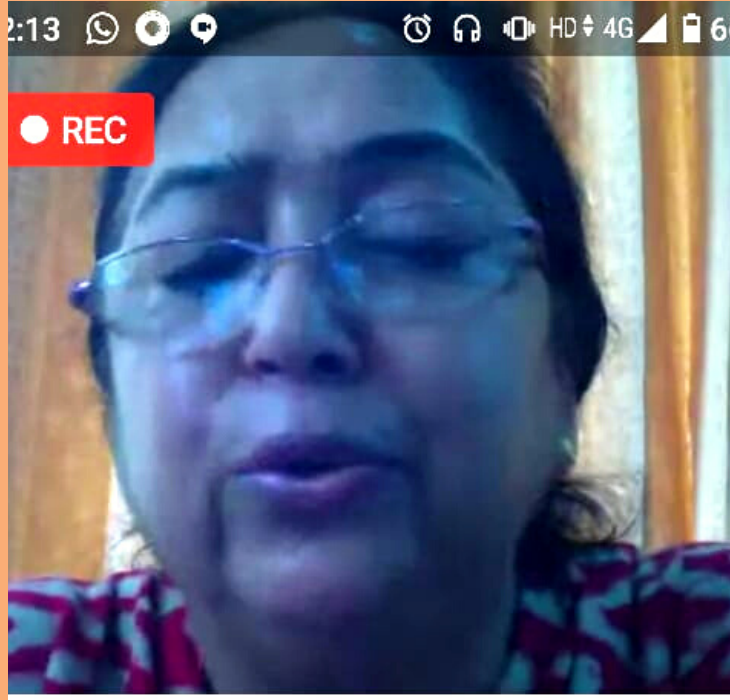


हिंदी हैं हम

कक्षा VI

मुहावरे युक्त भाषा किसी भी वार्ता के सौन्दर्य की अभिवृद्धि में सहायक होती है। विद्यार्थियों को खेल-खेल में मुहावरों का परिचय, उनका प्रयोग करना सिखाना ही इस शेशन का मुख्य उद्देश्य रहा है। अध्यापिका ने कठपुतलियों के माध्यम से प्रस्तुतीकरण सिखाया। इस गतिविधि में छात्रों ने उपलब्ध और सीमित साधनों के माध्यम से अपनी रचनात्मकता का प्रयोग कर विभिन्न प्रकार से उँगलियों और हाथों से कठपुतलियों का निर्माण किया। बहुत उत्साह के साथ सब ने मुहावरेदार भाषा से संवाद तथा कहानी प्रस्तुत की। इस से छात्रों के श्रवण व वाचन कौशल में भी संवर्धन हुआ।

Thanks a lot Priti madam....for the wonderful hindi workshop..it was really helpful for the kids to learn hindi in such a playful manner...it was destressing for them in present scenario of pandemic....thanks alot for making them learn in happy and joyful manner... Priyamvada Bharadwaj (mother of vivan Bharadwaj VI A)



हिंदी हैं हम

कक्षा VII

लर्निंग टू लर्न के अंतर्गत कविता 'कठपुतली' से प्रेरित हो कर अध्यापक ने बेस्ट आउट ऑफ द वेस्ट कला से कठपुतलियों की विभिन्न आकृतियों का कलात्मक सृजन करना सीखाया। विद्यार्थियों ने काफी रूचि और उत्साह से इस गतिविधि में भाग लिया और उन्होंने कई प्रकार से कठपुतलियों का निर्माण किया। इस एक्टिविटी का मुख्य उद्देश्य छात्रों में अपने परिवेश में हो रही बेकार वस्तुओं का साकारत्मक प्रयोग करते हुए सृजन करना, कविता का वाचन करना तथा अभिनय करना सीखाना है।

Today's class was so interesting and informative. We learnt a lot such as how to make puppets. Earlier we see puppets in the puppet show. But we never tried to make puppet. I really thank to Muktinath sir who helped us how to make puppets. Sir showed us many activity videos and many more. We would like to thank teachers once again for their love, time and effort in such a difficult situation.

Regards

Lakshay Sachdeva, 7 B



हिंदी हैं हम

कक्षा VIII

ज्ञान प्राप्ति के लिए किताबों के अलावा अनुभव भी उतना ही महत्व रखता है। जब विद्यार्थी कोई भी कार्य स्वयं करता है तो वह उसे भली-भांति समझ पाता। एक ही प्रकार से अध्ययन करते करते छात्र

ऊब जाते हैं इसलिए रोजमर्रा की ऑन लाइन क्लास के प्रारूप को बदलकर रोचकता बनाने के लिए विभिन्न गतिविधियों का सहारा लिया गया।



- रैप सॉन्ग
- लघु कथा कथन
- स्लोगन लेखन

इन तीनों गतिविधियों में अध्यापिका ने सिर्फ दिशा निर्देश दिए थे। तथा छात्रों ने निर्देशानुसार कार्य को अंजाम दिया। प्रथम गतिविधि में छात्रों को अपना नाम तथा अपनी व्यक्तिगत विशेषताओं से रैप गीत तैयार करके सुनाना था। दूसरी गतिविधि में लघु कथा को रोचक ढंग से अपने साथियों को सुनाना था तथा तीसरी गतिविधि में अखबार या मैगजीन की कतरन पर साकारत्मक सोच दर्शाते हुए स्लोगन लिखना था। छात्रों ने प्रत्येक गतिविधि में उत्साह पूर्वक भाग लिया। इस से उनकी कल्पनाशीलता के साथ साथ श्रवण तथा . . . वाचन कौशल में भी अभिवृद्धि हुई।

I would like to thank my Hindi teacher, Neeru ma'am for today's Happy Learning Class. Today's session 'Hindi Hain Hum' was made so engrossing, entertaining and fun filled by my teacher. It was so much fun when ma'am made us prepare an instant rap song. Each and every activity was so well crafted by ma'am that it made the session highly enthusiastic. Each one of us enjoyed and it was truly a 'happy session'. Looking forward to many more such classes. Thank you so much ma'am

Eva Jha

VIII-A



मेश नाम है वैष्णवी
अपने शस्त्रों हैं मैं चालती
कभी-कभी गुस्सा मैं होजाती हूँ
फिर भी बहुत दयालु हूँ
पढ़ते मुझे है अपना काम प्यारा
फिर भी वनू मैं दूसरों का सकारा

रैप :-
नुपूर नाम है मेरा प्यार
करते हैं सब मुझसे प्यार
पढ़ाई करे मैं ससय अनुसार
अफसर बनने का मेरा सपना हो सकार
खेल-कूद में बनाना चाहती हूँ पहचान
कल्पना चाहती हूँ राशन देश का नाम।
- नुपूर सद्गल
- आठवीं 'बी'

Date with Facts

CLASS VI

A creatively engaging session on the theme ancient Indian indigenous games and historical scroll making was conducted for the students which was initiated with a step by step discussion on indigenous games. The students were keen to know how through cahusar or chaupad and Chaturang (chess), they got to understand the rulers to make their war strategies, how these gave them a power of decision making, to understand the outcome of a good or bad decision was another important aspect of these games. In another activity of making scrolls, the students understood the means of sending messages for communication in olden days. The students thoroughly enjoyed making the parchment scrolls and wrote on them, thus appreciating the aesthetics of this form of writing. The session successfully captured the students attention in learning artistic skills, historical significance of playing board games & sending across messages through scrolls as well as when they engaged themselves in playing these games, their fine motor skills and mental concentration was put to a stream of refinement.


Respected teachers,

I am very glad to say that the school has taken a very good initiative in organising the "Learning to Learn Programme. The last activity workshop i.e. Social Science workshop was conducted by Anita Sharma Desal Mam. All the crafts and tasks were very interesting for the children. She made them do amusing activities like diy chaupad, invitation scroll, chaturanga etc. Children showed great absorption while doing all these activities. I liked the the innovative way by which children were able to learn new things related to indian history and games while having so much of joy. I appreciate the efforts taken by the sst teacher in explaining the students and making them learn the concept so well through virtual sessions.

Thank You very much teachers.

Regards

Ruchi Jain



Date with Facts

CLASS VII

Workshop on the theme Mapo-Making was aimed at providing hands' on information about various concepts of CARTOGRAPHY and reading Google maps. Step-by-step assistance and supervision was provided to the students as they struggled to learn the newly acquired skill. The learners were taught to be accurate and aesthetic should maintained while making maps. The students practiced the newly acquired skill of drawing maps and critical thinking and were quite amazed to learn map making in this learning by doing method. The following activities were conducted during the workshop using paper, torch, glass-tabletop and Google maps:

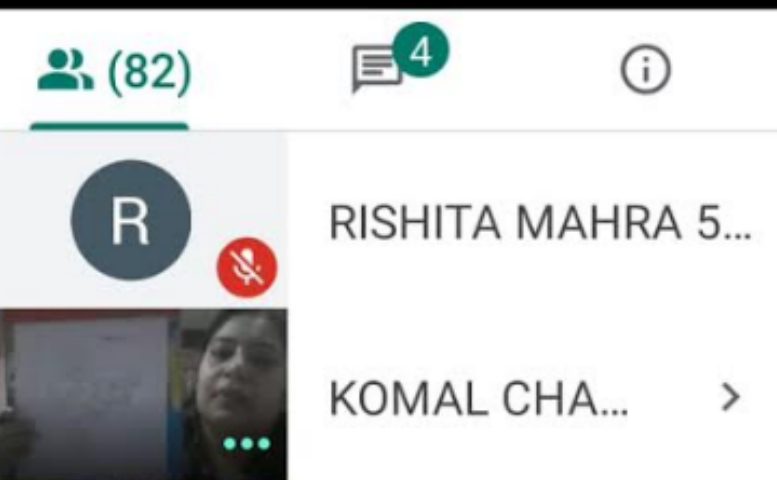
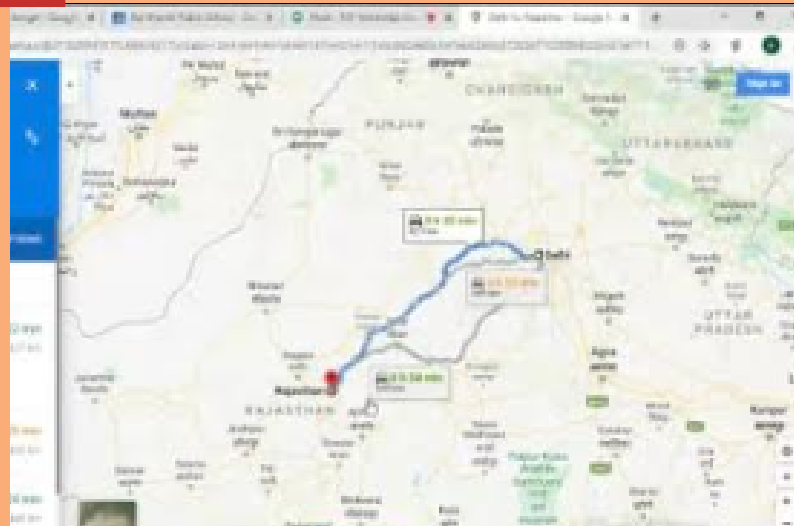
- Elements of map
- Tracing maps
- Identifying state and international boundaries
- Finding the states and capitals on political map of India
- Reading google maps
- Finding the distance ,time taken and route between two cities
- Planning road trips

I'm Aananya of class 7-B I would like to share feedback of today's social studies class. Our sst class was marvellous. We learnt the concept of cartography through maps. We got to learn how to trace a map with white paper and torch. It was really interesting and helpful as we could use this trick later in our life. We also got to learn how to read google maps and importance of national highways. I really appreciate all the efforts made by Komal ma'am and co-operation of all the students.

Regards

Aananya

VII.R



Date with Facts

CLASS VIII

An interactive session on the importance of effective waste management was conducted to make the students more aware and responsible towards their environment. The session began with a story 'The Cloud of Trash' from the audiobooks of NGO Pratham. From there, the session moved on to talk of the importance of waste segregation and the ways to separate biodegradable waste in order to create organic manure. The students participated enthusiastically and found themselves empowered as the new environment warriors.

Dear Sapna Ma'am

Today's class was very nice and interesting as you made us aware of things which we can use in our daily life through this workshop. I understood each and every step about the activity. And I will make sure to care about nature and will definitely repeat the same frequently in future, and I will help the nature to heal. Again thanking you for this informative class.

*Sanya Manocha
VIII-C*

