




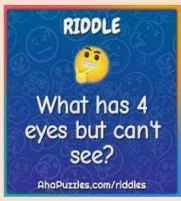





SUMMER ASSIGNMENT
CLASS - VI
2024 - 25

SUBJECT	ASSIGNMENT
ENGLISH	<p style="text-align: center;"><u>Young Poets</u> <u>Ruby Bridges</u> <u>The Story of Henry Jekyll</u></p> <p><u>ART INTEGRATED PROJECT</u> <u>Activity : DESIGN A MASK</u></p> <p>Mr. Edward Hyde is a dual personality of Dr. Henry Jekyll. While, Mr. Hyde is perceived as a cruel and vicious man, Dr. Jekyll is a well-respected scientist and an embodiment of goodness. Using your creativity, design a face mask depicting both Dr. Jekyll and Mr. Hyde, exploring the complexity of their characters. The students can use contrasting colors to highlight distinct facial expressions, such as a stern expression of Dr. Jekyll and a twisted, sinister expression of Mr. Hyde.</p> <p>Choice Board Activities Students are required to do the activity in the center and any two activities (vertically, horizontally or diagonally) on A-4 size pastel sheets and maintain a folder for them.</p>

<p>VISUAL- SPATIAL</p> <p>Imagine that you are part of a campaign that is trying to create awareness among the people in the rural areas about their child's right to education. Design a colorful poster highlighting the significance of education. Use a combination of words, slogans, drawings etc.</p> 	<p>LINGUISTIC- VERBAL</p> <p>A self- composed poem will be created by students on the topic - 'CONSERVATION OF NATURE' and present it in the class. Use your creativity and imagination.</p> 	<p>LOGICAL-MATHEMATICAL</p> <p>ACTIVITY:</p> <ul style="list-style-type: none"> Collect information about the American Civil War. Research about the condition of African-American people during this period. Analyze the population percentage by race. Use historical data points to show change in segregation laws, school integration etc. Present the collected information in the form of a pie chart on an A-4 size sheet. 
<p>KINESTHETIC</p> <p>The poem, 'Young Poets' emphasizes the importance of speaking for nature. Taking inspiration from this, 'Cleanliness Drive' to be held in the held in the neighborhood to create awareness . You are Reena/Rohit, President of Environment Club of your school. Draft a notice in not more than 50 words giving the necessary details.</p> 	<p>NATURALISTIC</p> <p>Activity: Taking inspiration from the poem 'Young Poets', plant a sapling in your garden. Record it in the form of a video and present in the class. Bring the sapling in a pot to the school.</p> 	<p>INTERPERSONAL</p> <p>ACTIVITY: Divide the class into groups of ten each. Each team thus formed will play a game of Riddles in the class. The students will write the riddles on an A-4 size sheet.</p> 
<p>INTRAPERSONAL</p> <p>Imagine you are Mr. Jekyll's servant. You are concerned about Mr. Hyde's strange behavior as he hurt a child and fought with your neighbor. You hurriedly fled the home out of fear. Write a message to your employer explaining your sudden departure in not more than 50 words.</p> 	<p>MUSICAL</p> <p>ACTIVITY: NO WORDS ONLY MUSIC Freedom has a distinct melody and tone. Record a self –composed musical piece inspiring you to fight against discrimination in our society and present in the class.</p> 	<p>EXSISTENTIAL</p> <p>Ruby Bridges became an important figure in the fight for racial equality from a very young age. However, racism continues to exist even today in various forms. Keeping this in mind, write a letter to your friend suggesting ways to get rid of racial discrimination from our society.</p> 

MATHEMATICS

ART INTEGRATED PROJECT

Design a traditional dress of your favourite tourist destination, using geometrical shapes (you can use chart paper, cardboard etc).

Paste pictures of yourself wearing that dress on an A3 size sheet. Also write about the mathematical shapes that you can identify in this dress.

CHOICEBOARD

Choice Board Class 6

Do as many activities as you can (minimum 3 activities to be done). Activity with * is compulsory for all.

Topic: Angles

Do these activities on A4 sheets and arrange them in a folder.

ANGLE LETTER

Write a letter to a friend explaining how to identify different types of angles. Be sure to include pictures.



LINGUISTIC INTELLIGENCE

DANCE POSES

Create a digital collage of dancing poses indicating the formation of Angles.



KINESTHETIC INTELLIGENCE

FLAG DESIGN

Every country has a different flag. Look at some examples of flags. Use at least 5 different shapes to design a flag for your school on A4 sheet.



SPATIAL INTELLIGENCE

TOUR

Write about your personal experience and paste pictures of your trip / e-tour of any monument or structures across the world explaining the angular shapes used.



INTRAPERSONAL INTELLIGENCE

MAKE A QUIZ *

Prepare a quiz for one of the geometry lessons including 10 questions. You can make the questions multiple choice, matching, true-or-false, fill in the blanks.



INTERPERSONAL INTELLIGENCE

SING- A- SONG

Create a song or a rap explaining different types of angles.



MUSICAL INTELLIGENCE

CROSSWORD

Create a crossword puzzle using the vocabulary words related to the concept of angles.



LOGICAL INTELLIGENCE

SHAPE SEARCH

Make a list of 5 shapes. Look around your room/house and see how many times you can find each shape. write the places and paste the images where you find the shapes on an A4 sheet.



NATURALISTIC INTELLIGENCE

LIFE WITHOUT ANGLES

Prepare a ppt explaining how your life would be without angles.



EXISTENTIAL INTELLIGENCE

SCIENCE

1. Choice Board Activities

Students are required to do the activity in the centre and any two activities (vertically, horizontally or diagonally) on A-4 size pastel sheets and maintain a folder for them.

 <p>Create a Mind map to make your peers understand about the different components of food.</p> <p>(VISUAL INTELLIGENCE)</p>	 <p>Design a journal with 3 recipes on cool summer drinks prepared in the vacations with your family.</p> <p>(INTRAPERSONAL INTELLIGENCE)</p>	 <p>Design a detailed poster illustrations with slogans and pictures on yoga asanas and practice them daily.</p> <p>(KINESTHETIC INTELLIGENCE)</p>
 <p>Make a nutritional comparison between 3 packed items from the market and conclude which is healthier.</p> <p>(LOGICAL INTELLIGENCE)</p>	 <p>Carry out experiment on germination of gram seeds. Paste pictures of your activity day wise and record your observation.</p> <p>(NATURALISTIC INTELLIGENCE)</p>	 <p>Do a google research and make a list of water-soluble and fat-soluble vitamins with their benefits and food rich in these vitamins.</p> <p>(EXISTENCE INTELLIGENCE)</p>
 <p>Create a song or poem on your favourite fruits and vegetables highlighting their benefits.</p> <p>(MUSICAL INTELLIGENCE)</p>	 <p>Create a crossword puzzle on various deficiency diseases.</p> <p>(INTERPERSONAL INTELLIGENCE)</p>	 <p>Write and illustrate a short story on healthy vs junk eating habits (a comic strip).</p> <p>(LINGUISTIC INTELLIGENCE)</p>

2. Art Integrated Activity




Make a collage showing the traditional dishes of any 4 states of India along with their nutritional value .
(on A-4 size sheet)



SOCIAL SCIENCE

1. Choice Board Activities

Students are required to do the activity in the center and any two activities (vertically, horizontally or diagonally) on A-4 size pastel sheets and maintain a folder for them.

CHOICE BOARD-CLASS VI-INDUS VALLEY CIVILIZATION

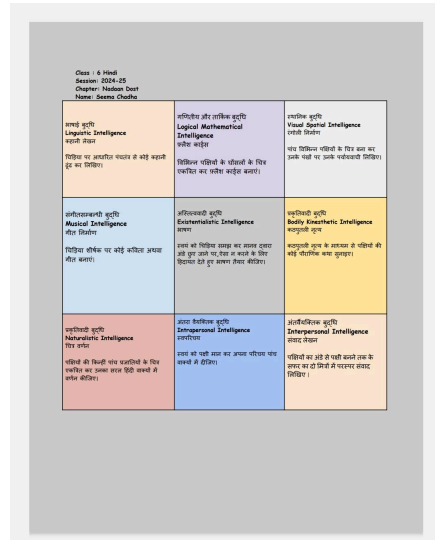
<p>Resource</p> <p>Existential Intelligence</p> <p>Indus Valley Civilization flourished 4700 years ago in the Indian Subcontinent. It is also referred to as Saraswati civilization or Harappan Civilization. Find out how it derived its name and why it is known with other names as mentioned above. Students will write their observation in the file they will be making for choiceboard activities.</p> <p>https://youtu.be/000DY4Kcuv0</p>	<p>Flash Cards</p> <p>Spatial Intelligence</p> <p>Make Flash Cards in relation to Indus Valley civilization and Write keyterms of the chapter on one side and meaning on the other side. Use the same during discussion in the class. Find at least four keyterms and make four Flashcards.</p> 	<p>MAPWORK</p> <p>Interpersonal I Intelligence</p> <p>Make an interactive Map of Indus Valley Civilization and mark any four sites with pictures.</p> <ol style="list-style-type: none"> 1. Mohenjodaro 2. Harappa 3. Dholavira 4. Kalibangan 
<p>Dialogue Writing</p> <p>Linguistic Intelligence</p> <p>Let us see how innovative you are. Write dialogues between John Marshall and Dayaram Sahni (Archaeologist associated with the discovery of Indus Valley Civilization). Write the dialogues in the padlet link given below. Do Mention your Name, Class and Roll No.</p> <p>https://padlet.com/Anitadesai/social-science-class-vi-indus-valley-civilization-0044814025c50a</p>	<p>Role Play</p> <p>Kinesthetic Skill</p> <p>Students will be divided in groups and they will make puppets and do a puppet show to present the art, culture, games, etc. of Indus Valley Civilization.</p> <p>GROUP 1 Architectural Skills</p> <p>GROUP 2 Art Form</p> <p>GROUP 3 Trade</p> <p>GROUP 4 Seal Making</p> <p>GROUP 5 Decline</p>	<p>Comic Strip</p> <p>Intrapersonal Skills</p> <p>Students will prepare a comic strip on A-4 size to show various aspects of Indus Valley Civilization for eg. Its spread, sites, new excavated sites of the civilization.</p> 

<p>Musical Intelligence</p> <p>Students will make a rap related to Indus Valley Civilization and will send the lyrics in their file.</p> 	<p>Naturalistic Skill</p> <p>Make your own Civilization</p> <p>Create a design of your own Civilization by keeping in mind the following points:</p> <ol style="list-style-type: none"> A. Map of the Civilization B. Naming of the sites of the Civilization C. It's location D. Trade E. It's culture, art, religious belief <p>https://images.app.goo.gl/RCAsndkxv7KkL8</p>	<p>Logical Intelligence</p> <p>Comparative Analysis</p> <p>Group Work</p> <p>Students will do Comparative Analysis of Indus Valley Civilization and the Mesopotamian Civilization (Contemporary Civilizations). They can create their own design of a civilization later by mixing up the qualities of both the civilizations.</p> 
---	--	---

2. Art Integrated Activity

Students will create an itinerary for a visit to a group of island using A 3 size sheet with relevant pictures or drawings to be maintained in a folder.

HINDI



Choice Board Activity

1. छात्र इस Choice Board से कोई तीन Activities अपनी गृहकार्य संचिकाओं में करेंगे।

Art Integrated Activity

2. छात्र एक A4 size sheet पर विभिन्न पक्षियों के घोंसलों के चित्रों का कोलाज बना कर पक्षियों के नाम प्रत्येक घोंसले के चित्र के नीचे लिखें।

FRENCH

Activity: Dictionary Making

Students to prepare a pictorial dictionary in a spiral file

- One page should be allotted to each alphabet
- Add at least 4-5 words for each alphabet along with pictures and meanings
- Make it in a creative and innovative manner
- Pictures can be drawn or pasted

Note: Pictures to be drawn not pasted

CHOICE BOARD

Activities to be done on the topic Greetings.

Note : Middle activity is compulsory. Two more activities to be done according to your choice. All the activities to be done on A4 size sheets in a spiral file.

Greetings Choice Board Directions: Use the greetings words list, and choose an activity to complete.		
LOOK IT UP Practice your greetings. Write the greetings and what they mean.	SENTENCE FUN Write a sentence for each greeting. Make sure you see the word correct.	PICTURE TIME Draw a picture to show the meaning of each of your greetings.
CROSSWORD PUZZLE Create a crossword puzzle where your greetings are the answers to the clues. Have a friend to solve your puzzle.	Dialogue Writing Write a formal/informal dialogue. Make puppets related to the same.	QUIZ CREATION Create a quiz to test a classmate's understanding of the greetings. It can have fill in the blank, multiple choice, or matching questions. Give it to a friend to complete.
WORD HUNT Find each greeting in a book or magazine. Write down the book title and the page number where you found the word.	GAME TIME Create a game to practice the meanings of your greetings. Be sure to include all the materials.	STORY WRITING Write a story that includes all your greetings. Make sure the words are used and spelled correctly.

SANSKRIT

Name:
 Class: VI
 Subject: Sanskrit
 Topic: संस्कृतसंस्कृतिक

अभिवादन अभिवादन अभिवादन का अर्थ है प्रणाम। इसका अर्थ है प्रणाम।	संस्कार संस्कार संस्कार का अर्थ है प्रणाम। इसका अर्थ है प्रणाम।	संस्कार संस्कार संस्कार का अर्थ है प्रणाम। इसका अर्थ है प्रणाम।
संस्कार संस्कार संस्कार का अर्थ है प्रणाम। इसका अर्थ है प्रणाम।	संस्कार संस्कार संस्कार का अर्थ है प्रणाम। इसका अर्थ है प्रणाम।	संस्कार संस्कार संस्कार का अर्थ है प्रणाम। इसका अर्थ है प्रणाम।
संस्कार संस्कार संस्कार का अर्थ है प्रणाम। इसका अर्थ है प्रणाम।	संस्कार संस्कार संस्कार का अर्थ है प्रणाम। इसका अर्थ है प्रणाम।	संस्कार संस्कार संस्कार का अर्थ है प्रणाम। इसका अर्थ है प्रणाम।

Choice Board Activity

- छात्र Choice Board में से कोई तीन activities अपनी गृहकार्य संचिकाओं में करेंगे।
- Art Integrated Activity
 छात्र अपनी पाठ्य पुस्तक से नवीन शब्दावली 1 से शब्द लेकर अंग्रेज़ी भाषा में पाए जाने वाले उनके पर्यायवाची A4 size sheet पर लिखेंगे।

GERMAN

ART INTEGRATED PROJECT

- Activity: Dictionary Making**
 Students to prepare a pictorial dictionary in a spiral file
- One page should be allotted to each alphabet
 - Add atleast 4-5 words for each alphabet along with pictures and meanings
 - Make it in a creative and innovative manner
 - Pictures can be drawn or pasted

CHOICE BOARD

activities to be done on the topic, Greeting Words

Note : Middle activity is compulsory. Two more activities to be done according to your choice. All the activities to be done on A4 size sheets in a spiral file.

Greetings Choice Board

Directions: Use the greetings words list, and choose an activity to complete.

LOOK IT UP Practice your greetings. Write the greetings and what they mean.	SENTENCE FUN Write a sentence for each greeting. Make sure you see the word correct.	PICTURE TIME Draw a picture to show the meaning of each of your greetings.
CROSSWORD PUZZLE Create a crossword puzzle where your greetings are the answers to the clues. Have a friend to solve your puzzle.	Dialogue Writing Write a formal/informal dialogue. Make puppets related to the same.	QUIZ CREATION Create a quiz to test a classmate's understanding of the greetings. It can have fill in the blank, multiple choice, or matching questions. Give it to a friend to complete.
WORD HUNT Find each greeting in a book or magazine. Write down the book title and the page number where you found the word.	GAME TIME Create a game to practice the meanings of your greetings. Be sure to include all the materials.	STORY WRITING Write a story that includes all your greetings. Make sure the words are used and spelled correctly.