



**Bal Bharati**  
PUBLIC SCHOOL  
SECTOR - 14, ROHINI, DELHI - 110 085

**CLASS-II**

**HOLIDAYS HOMEWORK**

**THEME-COMMUNITY**

**HELPERS**

**SDG -8 DECENT WORK AND  
ECONOMIC GROWTH**





**Read a little, rest a little, learn new things.**

**Relax a little, sleep a little, spend time with siblings.**

**Shop a little, bake a little, clean your room.**

**Help a little, cheer a little, dance to groom**

**Explore a little, discover a little, visit new places.**

**Draw a little, colour a little, take up new challenges.**





## **COMMUNITY HELPERS**

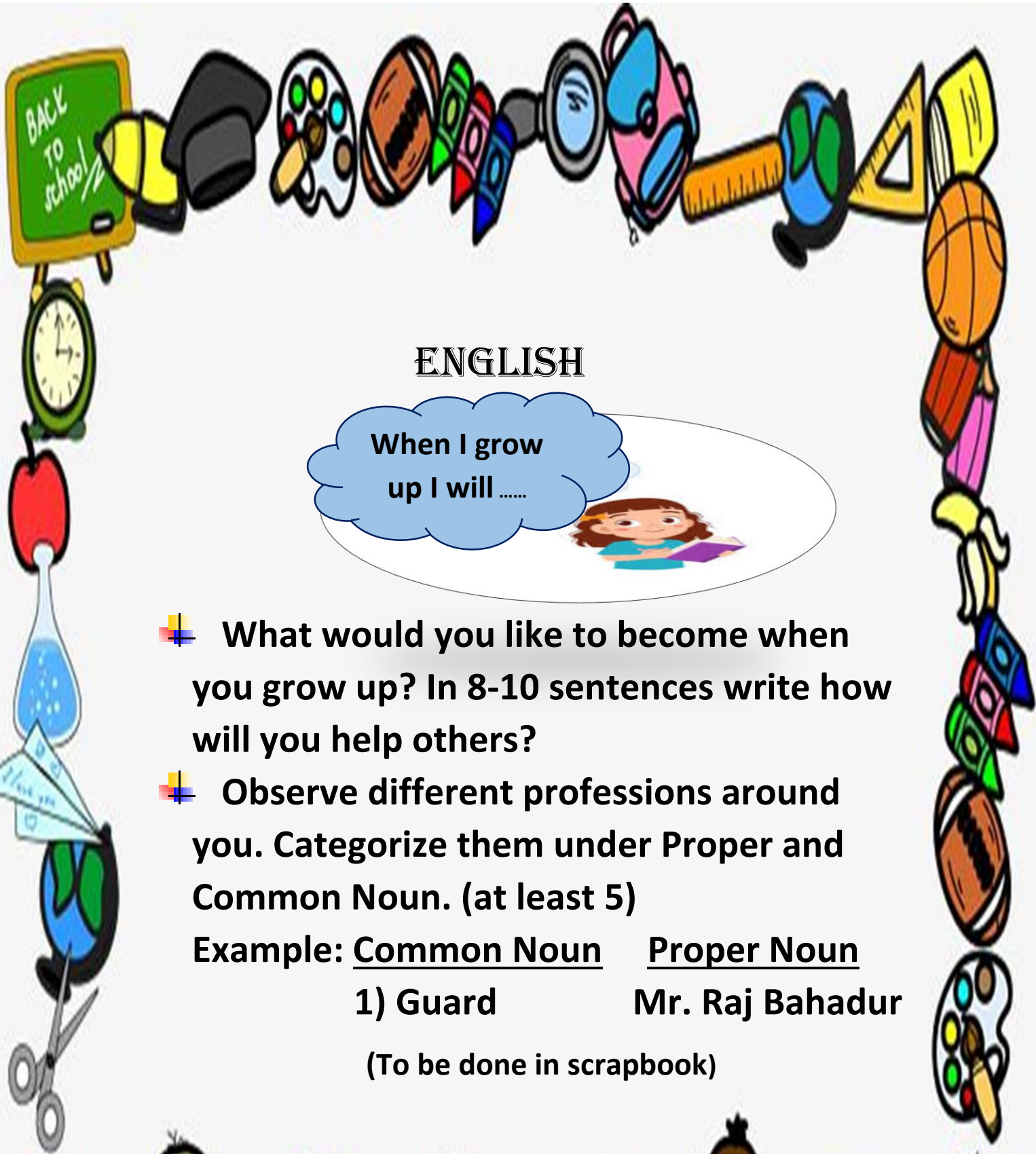
*Teachers teach us ABCs  
Shapes and colors, 123s.  
Doctors help us when we're  
sick.*

*Medicine will do the trick.  
Firefighters pout out fires.  
Mechanics fix our cars and  
tires.*

*Police help keep things safe for  
you.*

*What job do you want to do?*





## ENGLISH

When I grow up I will .....



- ✚ What would you like to become when you grow up? In 8-10 sentences write how will you help others?
- ✚ Observe different professions around you. Categorize them under Proper and Common Noun. (at least 5)

Example: Common Noun      Proper Noun

1) Guard

Mr. Raj Bahadur

(To be done in scrapbook)



# MATHEMATICS

## ACTIVITY-1

- ✚ Colour the picture using a number code.  
Find out the number of different shapes in the image.


Shape Characters  
Community Helpers

Color by number

- 1=white
- 2=gray
- 3=red
- 4=black
- 5=brown

Find the shapes

- △ = \_\_\_\_\_
- = \_\_\_\_\_
- = \_\_\_\_\_
- = \_\_\_\_\_
- = \_\_\_\_\_



Name the helper

\_\_\_\_\_





## ACTIVITY-2

Shape Characters  
Community Helpers

123      2      4

ABC

Find the shapes      Color by number

△ =	—	1 = brown
○ =	—	2 = green
□ =	—	3 = red
○ =	—	4 = blue
□ =	—	5 = black

Name the helper


---



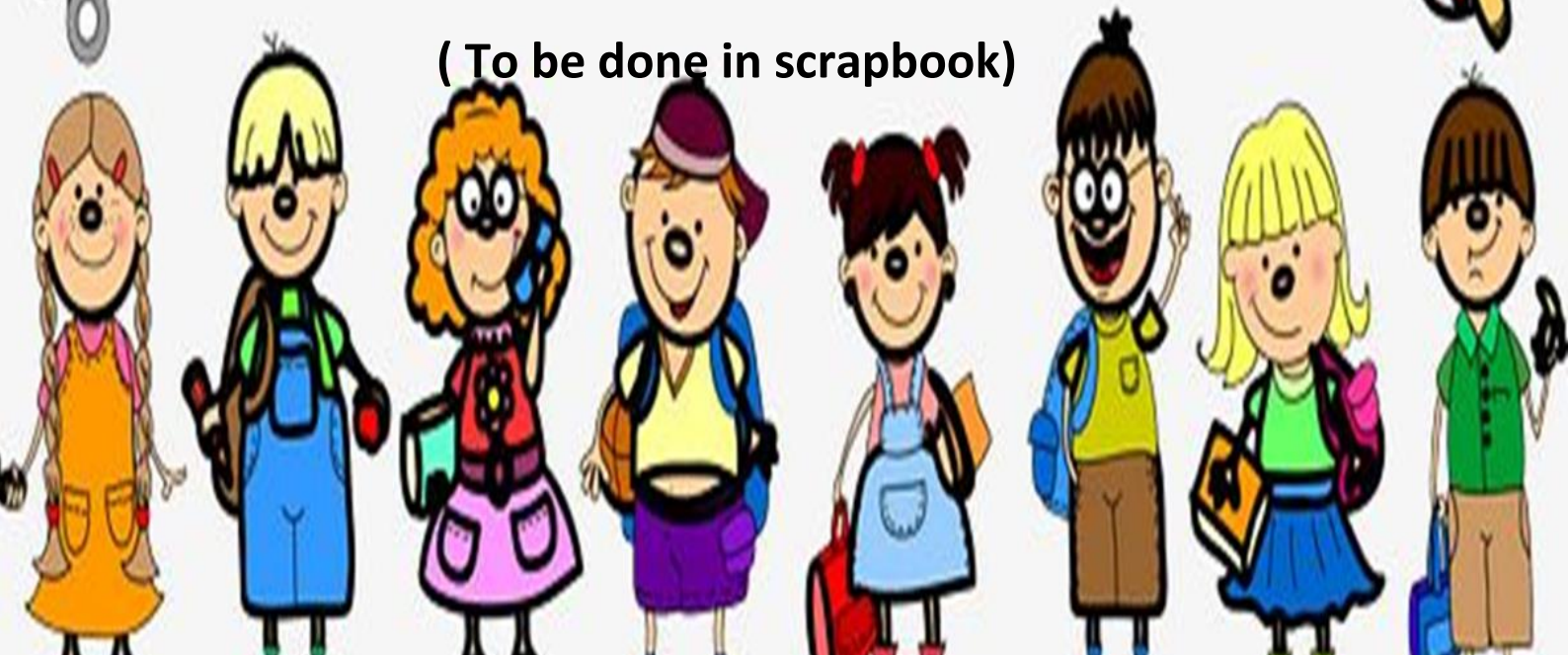


## ENVIRONMENTAL STUDIES

- ✚ Name the helpers in the picture.
- ✚ Write name of the place where they work.
- ✚ Draw any two things used by them.




( To be done in scrapbook )



## हिंदी

- पुराने अखबार या रंगीन कागज़ की मदद से किसी भी एक सहायक के द्वारा इस्तेमाल की जाने वाली टोपी बनाकर उसे पहने व अपना चित्र गूगल क्लासरूम में अपलोड करें।



- किसी भी एक प्रसिद्ध सहायक के बारे में जानकारी प्राप्त करें। उनका नाम लिखें तथा उनके बारे में ५-६ वाक्य भी लिखें। जैसे किरण बेदी, संजीव कपूर, राकेश शर्मा।

- (स्क्रेप बुक में कार्य करें।)







**HOMERONE ACTIVITY**

**CLASS II**

**SKILL CHALLENGES**

**CREATIVITY SKILL**



**Create your animal by merging two animals: e.g. Head of a Zebra, and the body of a Bear.**

**Can you draw it? What will you call your new animal? Where will it live? What is it like?**

**Extension - now create a new animal by merging three or four different animals.**

**Dear students, click the link below, complete the above activity, and upload a picture of your creativity in Google Classroom under the topic 'Holidays Homework'.**

**<https://www.skillsbuilder.org/homezone/creativity-getting-started>**





**Dear students,**

**While it's essential to relax and recharge, consider using this break to explore, learn, and grow.**

- + Learn new things.**
- + Read books.**
- + Travel with family.**
- + Spend time with loved ones.**

**Remember, summer break is a valuable opportunity to invest in yourself, explore new opportunities, and create unforgettable experiences. Please make the most of it, and have a fantastic summer!**

