













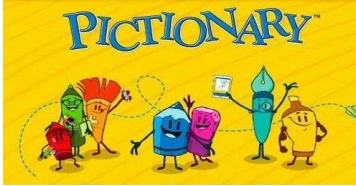

BAL BHARATI PUBLIC SCHOOL, ROHINI
ACADEMIC SESSION (2024-25)
CURRICULUM
CLASS II
ENGLISH

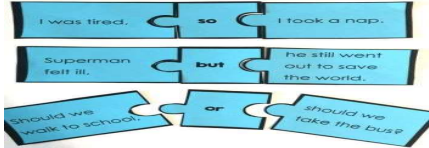



BOOKS-TIP- TAP-TOE ENGLISH GRADE 2 COURSE BOOK
TIP-TAP-TOE ENGLISH GRADE 2 PRACTICE BOOK




Month/ Term	Content	Learning Outcomes	Skills	Methodology/Activities
<p>TERM 1</p> <p>APRIL</p>	<p>➤ Literature: Lesson 1 If Dogs Could Talk Lesson 2 My Brother’s Wheelchair</p> <p>➤ Grammar: Nouns – Common and Proper</p> <p>• Writing: Creative writing</p>	<p>The learners-</p> <ul style="list-style-type: none"> • understand and analyze the text. • acquire new vocabulary • acquire LSRW skills. • learn animal sounds. • identify common and proper nouns. • frame meaningful sentences. 	<ul style="list-style-type: none"> • Reading • Vocabulary • Comprehension • Pronunciation • Listening • Speaking • Writing • Sensitivity • Empathy • Creativity 	<ul style="list-style-type: none"> • Noun Bingo (Common and proper nouns) (Joy of learning)  <ul style="list-style-type: none"> • Face Puppet Making- Make puppets using origami sheets through the paper folding method.  <p>(Art Integration)</p> <ul style="list-style-type: none"> • Creative writing – Frame 4-5 sentences on the given situation and illustrate them creatively.  <p>(Creativity)</p>




<p>MAY</p>	<p>➤ Literature: Lesson 2 (Continued) My Brother's Wheelchair</p> <p>➤ Grammar: Noun – Gender</p> <p>➤ Writing Story weaving</p>	<ul style="list-style-type: none"> understand and analyze the text learn new vocabulary. acquire LSRW skills. identify and learn masculine and feminine genders. depict a story using given pictures 	<ul style="list-style-type: none"> Reading Vocabulary Comprehension Pronunciation Listening Speaking Writing Empathy Creativity Collaboration Presentation Expression 	<ul style="list-style-type: none"> <u>Hello – Namaste –</u> Learn a few lines in your native language and share them with your class along with its meaning. (Collaboration)  <ul style="list-style-type: none"> <u>Flash Card Making -</u> Make flashcards depicting any five pairs of genders. (Art Integration)  <ul style="list-style-type: none"> <u>Story Weaver –</u> Weave a short story using the given pictures. (Creativity) 
<p>MAY'24</p>	<p>➤ Literature: Lesson 3 The Story of Ta-in and Ta-na</p> <p>➤ Grammar:</p> <ul style="list-style-type: none"> Pronouns 	<ul style="list-style-type: none"> understand and analyze the text. learn new vocabulary acquire LSRW skills. accept and support diversity learn about 	<ul style="list-style-type: none"> Reading Vocabulary Comprehension Pronunciation Listening Speaking Writing Research 	<ul style="list-style-type: none"> <u>Collage Making –</u> Collect pictures of different attires worn by people across the world and make a collage of them. (Art Integration) 

<p>JULY</p>	<ul style="list-style-type: none"> • Punctuation Marks <p>➤ Writing: Character Sketch</p>	<p>pronouns</p> <ul style="list-style-type: none"> • identify and use pronouns • use punctuation marks correctly • write character sketches 	<ul style="list-style-type: none"> • Creativity 	<ul style="list-style-type: none"> • Pronoun Flower – Make pronoun flower depicting the use of pronouns. (Art Integration) 
<p>AUGUST</p>	<p>➤ Literature: Lesson 4 The One-horned Rhino</p> <p>➤ Grammar:</p> <ul style="list-style-type: none"> • Silent Letters • Rhyming Words • Adjectives <p>➤ Writing: Jingle writing</p>	<ul style="list-style-type: none"> • understand and analyze the text. • Learn new vocabulary. • acquire LSRW skills. • learn about endangered animals. • explore words with silent letters • identify and use adjectives. • use rhyming words 	<ul style="list-style-type: none"> • Reading • Vocabulary • Comprehension • Pronunciation • Listening • Speaking • Writing • Research • Creativity • Presentation • Expression 	<ul style="list-style-type: none"> • Project Work – Research about an endangered animal and make a poster on it. Learn and speak five lines on the same. (Project-based learning)  <ul style="list-style-type: none"> • Enchanted Vista – Make a beautiful scenery and describe it using adjectives. (Art Integration) 
	<p>➤ Literature: Lesson 5 The Boy Who Did Not Eat His Breakfast</p> <p>➤ Grammar:</p> <ul style="list-style-type: none"> • Doing words 	<ul style="list-style-type: none"> • understand and analyze the text. • Learn new vocabulary • acquire LSRW skills. • understand the importance of healthy food and a balanced diet. 	<ul style="list-style-type: none"> • Reading • Vocabulary • Comprehension • Pronunciation • Listening • Speaking • Writing • Creativity • Critical Thinking 	<ul style="list-style-type: none"> • Turkey Verbs: Write the doing words you are good at like dancing, swimming, etc. (Art Integration) 

<p>SEPTEMBER</p>	<ul style="list-style-type: none"> • Punctuation marks • Words that tell us about Time <p>➤ Writing: Story formation using words that tell us time</p>	<ul style="list-style-type: none"> • use punctuation marks correctly • identify and use doing words. • write a short story using words that tell us time. 		<ul style="list-style-type: none"> • Miss/Master Dietician – Make a full-day healthy diet plan for your partner. (Learning by doing, Interdisciplinary)  <ul style="list-style-type: none"> • Pictionary - Make a word Pictionary by pasting pictures of different doing words starting from A to Z. (Art Integration) 
<p>TERM II OCTOBER</p>	<p>➤ Literature: Lesson 6 Science</p> <p>➤ Grammar: Conjunctions</p> <p>➤ Writing: Creative Writing</p>	<ul style="list-style-type: none"> • understand and analyze the text. • learn new vocabulary • acquire LSRW skills. • understand the importance and limitations of science in our lives. • identify and use conjunctions. • join sentences using conjunctions. • write a few lines on a given situation 	<ul style="list-style-type: none"> • Reading • Vocabulary • Comprehension • Pronunciation • Listening • Speaking • Writing • Creativity • Research • Critical thinking 	<ul style="list-style-type: none"> • Gadgets We Use – Collect information and pictures of commonly used gadgets. Create a chart on the inventions and inventors of these gadgets. (Interdisciplinary, (Project-based learning)  <ul style="list-style-type: none"> • Join the puzzle - Join the puzzle to make sentences using conjunctions. (Critical Thinking)

<p>OCTOBER</p>				 <ul style="list-style-type: none"> • Creative Writing- Imagine you are a scientist. What will you invent? How will your invention be useful to people? Write in 5-6 sentences. (Creativity) 
<p>NOVEMBER</p>	<ul style="list-style-type: none"> ➤ Literature: Lesson 7 A Tumbler of Oil ➤ Grammar • Synonyms • Use of was and were • Punctuation ➤ Writing: Creative writing 	<ul style="list-style-type: none"> • understand and analyze the text. • Learn new vocabulary • acquire LSRW skills. • learn and understand synonyms • use was and were correctly. • understand the use of capital letters 	<ul style="list-style-type: none"> • Reading • Vocabulary • Comprehension • Pronunciation • Listening • Speaking • Writing • Creativity • Expression • Critical Thinking 	<ul style="list-style-type: none"> • Card Making- Make a thank you card for your parents. (Art Integration)  <ul style="list-style-type: none"> • Puppet Making Activity - Make finger puppets of any 2 characters from the story and give a new ending to the story. (Art Integration, Creativity) 

<p>DECEMBER</p>	<ul style="list-style-type: none"> ➤ Literature: Lesson 8 Wet or Dry ➤ Grammar: <ul style="list-style-type: none"> • Use of has, have and had • Antonym ➤ Writing: Picture Composition 	<ul style="list-style-type: none"> • understand and analyze the text. • learn new vocabulary. • acquire LSRW skills. • understand why wet and dry waste are kept separately • use antonyms correctly • use has, have and had correctly • write a few lines explaining a picture. 	<ul style="list-style-type: none"> • Reading • Vocabulary • Comprehension • Pronunciation • Listening • Speaking • Writing • Research • Creativity 	<ul style="list-style-type: none"> • Cleanliness Drive (Learning by doing) • Picture Composition – Describe the given picture in 5-6 sentences. (Creativity)  <ul style="list-style-type: none"> • Collage Making on E-waste Research about E-waste and make a collage on it. (Art Integration, Research-Based Learning) 
<p>DECEMBER</p>	<p>(This cell is empty in the original image)</p>	<p>(This cell is empty in the original image)</p>	<p>(This cell is empty in the original image)</p>	<p>(This cell is empty in the original image)</p>
<p>JANUARY</p>	<ul style="list-style-type: none"> ➤ Literature: Lesson 9 The Story of Yes and No ➤ Grammar: <ul style="list-style-type: none"> • Polite Words • Tenses – <ul style="list-style-type: none"> ○ Simple Present Tense ○ Simple Past Tense ○ Simple Future Tense 	<ul style="list-style-type: none"> • understand and analyze the text. • learn new vocabulary • acquire LSRW skills. • frame grammatically correct sentences using tenses • identify tenses • use polite 	<ul style="list-style-type: none"> • Reading • Vocabulary • Comprehension • Pronunciation • Listening • Speaking • Writing • Collaboration • Presentation • Expression • Problem- 	<ul style="list-style-type: none"> • Role Play– Enact a situation to show the use of polite words. (Collaboration) 

<p>JANUARY</p>	<ul style="list-style-type: none"> • Punctuation (Exclamation Mark) ➤ Writing: Story writing using hints 	<p>words.</p> <ul style="list-style-type: none"> • use exclamation marks properly. • Frame a story using hints. 	<p>Solving</p> <ul style="list-style-type: none"> • Critical thinking 	<ul style="list-style-type: none"> • Tense Sorting – Sort the sentences as simple past, simple present and simple future tense by putting the sentence strips in the correct bowl. (Hands-On Activity) 
<p>FEBRUARY</p>	<ul style="list-style-type: none"> ➤ Literature: Lesson 10 Tenali Rama the Detective ➤ Grammar • Tenses – <ul style="list-style-type: none"> ○ Simple Present Tense ○ Simple Past Tense ○ Simple Future Tense • Prepositions ➤ Writing: Dialogue Writing 	<ul style="list-style-type: none"> • understand and analyze the text. • learn new vocabulary. • acquire LSRW skills. • understand the use of wit and intelligence. • write short conversations in dialogues. • use and identify prepositions. 	<ul style="list-style-type: none"> • Reading • Vocabulary • Comprehension • Pronunciation • Listening • Speaking • Writing • Collaboration • Communication • Expression • Creativity 	<ul style="list-style-type: none"> • Rosie Walked– Make a Rosie bird and frame a few sentences using prepositions. (Art Integration)  <ul style="list-style-type: none"> • Role Play – Work in groups and enact any Tenali Rama story using simple props. (Role-play, Collaboration)
<p>FEBRUARY</p>				

MARCH

- **Grammar:**
Prepositions
- **Writing:**
Dialogue Writing



- learn new vocabulary.
- acquire LSRW skills.
- identify and use prepositions
- using prepositions in vocabulary
- dialogue writing




- Reading
- Vocabulary
- Comprehension
- Pronunciation
- Listening
- Speaking
- Writing
- Critical Thinking
- Creativity




- **Dialogue Writing –**
Write a short conversation on the given pictures. **(Creative Writing)**





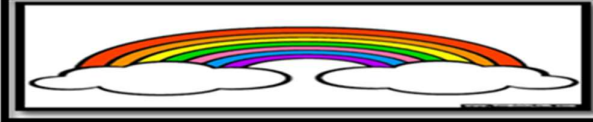


हिंदी



नई आशाएँ भाग -2 (पी. पी. पब्लिकेशन)				
चक्र / महीना	विषय-वस्तु	सीखने के प्रतिफल	कौशल	गतिविधि / शिक्षण युक्तियाँ
अप्रैल	<p>चित्र देखिये और कहानी सुनाइए - पृष्ठ 10</p> <p>पाठ-1 हुआ सवेरा(कविता) व्याकरण -</p> <p>1. समान अर्थ वाले शब्द 2. तुक वाले शब्द</p> <p>कार्यपत्रिका - 1</p>	<p>विद्यार्थी :-</p> <p>1. चित्र देखकर क्रमानुसार कहानी सुना पाएँगे । 2. जीवन में संतुष्ट रहने के महत्व को जान पाएँगे ।</p> <p>1. कविता का उचित लय, भाव व उच्चारण के साथ सस्वर वाचन कर पाएँगे । 2. कविता का अर्थग्रहण, प्रत्यास्मरण और तर्कपूर्ण चिंतन करने योग्य बन पाएँगे । 3. सवेरे के समय प्रकृति में होने वाले परिवर्तनों को जान पाएँगे ।</p>	<ul style="list-style-type: none"> • श्रवण कौशल • तर्क कौशल • मौखिक कौशल • पठन /वाचन कौशल • मौखिक कौशल 	<p>कला एकीकृत</p> <p>1. कागज़/ पेपर फ़ोल्डिंग से कुत्ते का मास्क बनाना ।</p>   <p>2. सुबह के समय का चित्र बनाना। वीडियो देखें और समझें :-</p> <p>समान अर्थ वाले शब्द https://www.youtube.com/watch?v=gVMp-5lJ0v8</p>






<p>मई</p>	<p>पाठ - 2 चिड़िया और हाथी</p> <p>व्याकरण -</p> <ol style="list-style-type: none"> 1. एक - अनेक 2. उलटे अर्थ वाले शब्द 3. संयुक्ताक्षर 4. संज्ञा <p>कार्यपत्रिका - 2</p>	<ol style="list-style-type: none"> 1. पाठ का अर्थग्रहण, प्रत्यास्मरण और तर्कपूर्णचिंतन करने योग्य बनेंगे। 2. मित्रता, सहायता और सूझ-बूझ जैसे मूल्यों को समझेंगे। 	<ul style="list-style-type: none"> • पठन /वाचन कौशल • तर्क कौशल • श्रवण कौशल • लेखन कौशल <ul style="list-style-type: none"> • वाचन कौशल • तर्क कौशल • लेखन कौशल 	<p>कला एकीकृत</p> <ol style="list-style-type: none"> 1. चिड़िया और हाथी के हेडगेयर बनाकर कहानी का नाट्य मंचन। (नाट्य शिक्षा) 2. पशु -पक्षियों की   <p>आवाज़ कक्षा में निकाल कर सुनाना। (HAPPY CURRICULAM)</p> <ol style="list-style-type: none"> 3. घर में पड़ी व्यर्थ की वस्तुओं जूट, सूतली, ऊन, धागा आदि से A-4 कागज़ की शीट पर घोंसला बनाना।  <p>विडियो देखें और समझें :- संज्ञा https://www.youtube.com/watch?v=MbFs8EOOrVMc उलटे अर्थ वाले https://www.youtube.com/watch?v=A8Uon4Z5Xjw&t=27s</p>
<p>जुलाई</p>	<p>पाठ - 3 निराली का फैसला</p> <p>व्याकरण</p> <ol style="list-style-type: none"> 1. उलटे अर्थ वाले शब्द 2. समान अर्थ वाले शब्द 3. 'कर' जोड़ कर शब्द बनाना 4. चित्र का नाम लिखना 5. पुनरावृत्ति - ऋ (ृ), र के रूप 	<ol style="list-style-type: none"> 1. पाठ का शुद्ध उच्चारण के साथ पठन करना। 2. शब्द भंडार में वृद्धि होगी। 3. काम के महत्व, मेहनत और सूझ-बूझ जैसे गुणों को समझेंगे। 4. पाठ में आए प्रश्नों के उत्तर दे पाएँगे। 	<ul style="list-style-type: none"> • पठन /वाचन कौशल • तर्क कौशल • लेखन कौशल <ul style="list-style-type: none"> • मौखिक कौशल • तर्क कौशल 	<p>गतिविधियाँ</p> <ol style="list-style-type: none"> 1. कहानी का नाट्य मंचन करना। 2. आसपास देखकर किन्हीं पाँच व्यक्तियों के नाम बताकर वे हमारी किस प्रकार मदद करते हैं कक्षा में चर्चा करना। 3. विषय एकीकृत -पर्यावरण अध्ययन




	<p>कार्यपत्रिका- 3</p> <p>पाठ - 4 सॉरी मम्मी</p> <p>व्याकरण</p> <ol style="list-style-type: none"> 1. एक-अनेक 2. उलटे अर्थ वाले शब्द 3. संयुक्ताक्षर 4. अनुनासिक, आँ - (ँ) वाले शब्द <p>कार्यपत्रिका-4</p>	<ol style="list-style-type: none"> 1. संवाद के रूप में पाठ का वाचन करना सीखेंगे। 2. शब्द भंडार में वृद्धि होगी। 3. स्वास्थ्य, पौष्टिक भोजन और आज्ञा पालन जैसे गुणों को समझेंगे। 4. पाठ में आए प्रश्नों के उत्तर दे पाएँगे। 	<ul style="list-style-type: none"> • पठन /वाचन कौशल • मौखिक कौशल • लेखन कौशल 	 <p>पौष्टिक व जंक फूड से सम्बंधित स्लोगन लिखना ।</p>  <p>खाने वाली लाभदायक / हानिकारक चीजों का चित्र कॉपी में चिपकाना और नाम लिखना।</p> <p>वीडियो देखें और समझें :</p> <p>संयुक्ताक्षर</p> <p>https://www.youtube.com/watch?v=f_sKiKg</p>
<p>अगस्त</p>	<p>पाठ -5 चिड़िया (कविता)</p> <p>व्याकरण</p> <ol style="list-style-type: none"> 1. समान तुक वाले शब्द 2. समानार्थी शब्द 3. उलटे अर्थ वाले शब्द <p>कार्यपत्रिका - 5</p> <p>हँसो - हँसाओ (चुटकले)</p>	<ol style="list-style-type: none"> 1. कविता को लय, ताल व उच्चारण के साथ पढ़ने का अभ्यास करेंगे। 2. चिड़िया से परिश्रम और प्यार, स्नेह जैसे गुणों के महत्व को समझेंगे। कठिन समय में हिम्मत से काम लेना सीखेंगे। <p>मनोरंजन के लिए</p>	<ul style="list-style-type: none"> • पठन /वाचन कौशल • तर्क कौशल • लेखन कौशल <ul style="list-style-type: none"> • तर्क कौशल • श्रवण कौशल • लेखन कौशल • पठन /वाचन कौशल 	<p>कला एकीकृत</p> <p>दस पक्षियों/चिड़ियों के नाम लिखना और पेपर फोल्डिंग द्वारा चिड़िया बनाना।</p> 



	<p>पाठ - 6 चलो खेलते हैं व्याकरण</p> <ol style="list-style-type: none"> 1. समान अर्थ वाले शब्द 2. समान तुक वाले शब्द 3. उलटे अर्थ वाले शब्द <p>कार्यपत्रिका - 6</p>	<p>1. पाठ द्वारा खेल के महत्व को समझेंगे, 2. खेल हमें मनोरंजन के साथ स्वस्थ रखता है। 3. खेल द्वारा दोस्ती, मनोरंजन व मेल-जोल की भावना का विकास करना।</p>	<ul style="list-style-type: none"> • मौखिक कौशल • श्रवण कौशल • वाचन कौशल • पठन / वाचन कौशल • श्रवण कौशल • चिंतन कौशल • लेखन कौशल 	<p>पाठ में आए पशुओं पर वर्ग पहेली बनाना। अंदर और बाहर खेले जाने वाले पर खेलों पर चर्चा करना व उनका चित्र बनाना।</p> 
<p>सितम्बर</p>	<p>पाठ - 7 चतुर मुरगा व्याकरण</p> <ol style="list-style-type: none"> 1. 'ज-ज़' के शब्दों का शुद्ध उच्चारण 2. 'र' के रूप रु - रू शब्द बनाना 3. 'न - ण' ध्वनि वाले शब्द व वचन की पहचान <p>कार्यपत्रिका - 7</p> <p>पाठ - 8 गिलहरी और चना</p>	<p>1. पाठ का अर्थग्रहण, प्रत्यास्मरण और तर्कपूर्ण चिंतन करने योग्य बनेंगे। 2. मित्रता, सहायता, सूझबूझ और आत्मसुरक्षा जैसे मूल्यों को समझेंगे।</p> <p>1. पाठ का अर्थग्रहण, प्रत्यास्मरण और तर्कपूर्ण चिंतन करने योग्य बनेंगे।</p>	<ul style="list-style-type: none"> • पठन / वाचन कौशल • चिंतन कौशल • मौखिक कौशल • लेखन कौशल • पठन / वाचन कौशल • मौखिक कौशल • चिंतन कौशल 	<p>कला एकीकृत</p> <p>1. कहानी के पात्रों के स्टिक पप्पेट बनाकर उनके संवाद बोलना।</p>  <p>इंद्रधनुष का चित्र बनाकर उसमें रंग भरना।</p>

	<p>व्याकरण</p> <ol style="list-style-type: none"> 1. 'और' लगाकर शब्द बनाना 2. अनुस्वार -अनुनासिक का उच्चारण और शब्द लिखना 3. नए शब्द बनाना ' में -मैं ' से रिक्त स्थान की पूर्ति 4. बहुवचन बनाना 5. संयुक्त अक्षर 6. शब्द लिखना 7. वाक्य बनाना। <p>कार्यपत्रिका - 8</p>	<ol style="list-style-type: none"> 2. पौधों से सम्बंधित सामान्य विज्ञान की जानकारी मिलेगी। 3. 'सहायता' जैसे मानवीय गुणों का विकास होगा। 	<ul style="list-style-type: none"> • लेखन कौशल • पठन /वाचन कौशल • तर्क कौशल • चिंतन कौशल • लेखन कौशल 	 <p>चना ' या 'सेम' का बीज बोना और उसमें होने वाले परिवर्तन को कक्षा कार्यपत्रिका में लिखना। अनुभवजन्य अधिगम</p> 
<p>अक्टूबर</p>	<p>पाठ 9 कविता -नीम का पेड़ व्याकरण</p> <ol style="list-style-type: none"> 1. पर्यायवाची शब्द 2. विलोम शब्द 3. सामान तुक वाले शब्द 4. ड - ड़ ध्वनि वाले शब्द <p>कार्यपत्रिका - 9</p>	<ol style="list-style-type: none"> 1. कविता का सस्वर वाचन, सही उच्चारण लय और ताल के साथ करना सीखेंगे। 2. वे कविता द्वारा पेड़ - पौधों की उपयोगिता के बारे में जानेंगे। 3. उनमें प्रकृति -प्रेम की भावना जागृत होगी। 4. वे पर्यावरण - संरक्षण के प्रति सजग होंगे 	<ul style="list-style-type: none"> • पठन /वाचन कौशल • श्रवण कौशल • लेखन कौशल • चिंतन कौशल • तर्क कौशल 	<p>कला एकीकृत</p> <ol style="list-style-type: none"> 1. पेड़ों से मिलने वाली चीजों के नाम लिखना व पत्तियों से किसी भी जानवर की आकृति का निर्माण करना । 

	<p>पाठ -10 सबका बगीचा व्याकरण</p> <ol style="list-style-type: none"> 1. वाक्यांशों के लिए एक शब्द लिखना। 2. मैं और में का प्रयोग 3. प्रश्नसूचक शब्द <p>कार्यपत्रिका- 10</p> <p>गरम जामुन</p> <p>पाठ -11 किसान और भालू व्याकरण</p> <ol style="list-style-type: none"> 1. स्त्रीलिंग बनाना 2. क्रिया शब्द पहचानना 3. वाक्य बनाना 4. शब्द बनाना और पढ़ना <p>कार्यपत्रिका - 11</p>	<ol style="list-style-type: none"> 1. पाठ का अर्थग्रहण, प्रत्यास्मरण और तर्कपूर्णचिंतन करने योग्य बनेंगे। 2. उनमें मेल-जोल, सहयोग, एकता, समानता और भाईचारे की भावना जैसे मानवीय गुणों का विकास होगा। <p>चित्रकथा केवल पढ़ने के लिए</p> <ol style="list-style-type: none"> 1. पाठ को पढ़ने और समझने के बाद तर्कपूर्ण चिंतन के साथ निर्णय ले सकेंगे और निष्कर्ष निकाल सकेंगे। 2. उनमें समझदारी व चतुराई द्वारा समस्या का समाधान करना, धैर्य से काम लेना और परिश्रम करना। 	<ul style="list-style-type: none"> • पठन /वाचन कौशल • श्रवण कौशल • लेखन कौशल • चिंतन कौशल • तर्क कौशल <ul style="list-style-type: none"> • पठन /वाचन कौशल • श्रवण कौशल • लेखन कौशल • चिंतन कौशल • तर्क कौशल 	<ol style="list-style-type: none"> 1. कहानी का नाट्य मंचन। 2. अपने मन-पसंद जानवर का चित्र बनाकर उस पर 4-5 पंक्तियाँ लिखना।  <p>कला एकीकृत</p> <ol style="list-style-type: none"> 1. मुखौटा लगाकर कहानी का नाट्य मंचन। 2. भालू से सम्बंधित पंक्तियाँ कार्यपत्रिका में लिखना। 
--	---	--	--	--

<p>नवंबर</p>	<p>पाठ -12 आई दीपावली व्याकरण 1. श - स ध्वनि से शब्द पूरे करना 2. है-हैं का प्रयोग 3. बहुवचन बनाना 4. समानार्थी शब्द 5. वाक्य बनाना 6. रचनात्मक लेखन कार्यपत्रिका- 12</p>	<p>1. पाठ को पढ़ने और समझने के बाद दीपावली के त्योहार के बारे में जानेंगे व पर्यावरण के प्रति सजगता की भावना का विकास होगा। 2. मिलकर काम करना व पारिवारिक स्नेह को बनाए रखना जैसे गुणों का विकास होगा।</p>	<ul style="list-style-type: none"> • पठन /वाचन कौशल • श्रवण कौशल • लेखन कौशल • चिंतन कौशल • तर्क कौशल 	<p>कला एकीकृत गतिविधि - दिया सजाना</p>   <p>कागज़ पर सुंदर रंगोली बनाना और रंग भरना।</p>
<p>दिसंबर</p>	<p>पहेलियाँ पाठ - 13 गायक गधा व्याकरण 1. स्त्रीलिंग बनाना 2. क्रिया शब्द पहचानना 3. वाक्य बनाना 4. शब्द बनाना और पढ़ना सप्ताह के दिन</p>	<p>दिमागी कसरत के लिए 1. पाठ को पढ़ने और समझने बाद तर्कपूर्ण चिंतन के साथ निर्णय ले सकेंगे और निष्कर्ष निकाल सकेंगे। 2. दोस्ती, सही सलाह मानने और समझदारी जैसे गुणों का विकास होगा। सप्ताह के दिनों को एक कैलेंडर पर पहचान सकेंगे। दिनों को सही क्रम में लिख</p>	<ul style="list-style-type: none"> • पठन /वाचन कौशल • श्रवण कौशल • लेखन कौशल • चिंतन कौशल • तर्क कौशल 	<p>विद्यार्थी अपनी पहेलियाँ कक्षा में पूछेंगे।</p>  <p>1. कहानी का मंचन करना। कला एकीकृत वर्ली कला व स्टिक ड्राइंग द्वारा क्रिया शब्दों का चित्र बनाना</p>  



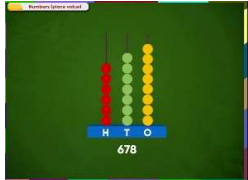
	<p>कार्यपत्रिका -13</p>	<p>सकेंगे।</p>		 <p>2. पशुओं के चित्र चिपकाना और उनकी बोली लिखना। गधा - ढँचू - ढँचू (रेंकना) कुत्ता - भौं - भौं (भौंकना) सप्ताह के दिनों से सम्बंधित कविता याद करना। कला एकीकृत</p>
<p>जनवरी</p>	<p>पाठ - 14 ऋतुएँ - कविता व्याकरण 1. 'ऋ' की मात्रा लगाना 2. समानार्थी शब्द लिखना 3. बहुवचन बनाना 4. रचनात्मक लेखन 5. वाक्य लिखना</p> <p>कार्यपत्रिका - 14</p> <p>आओ गिनती सीखें (1-20)</p>	<p>1. विभिन्न ऋतुओं में होने वाले परिवर्तन और अपने त्योहार और संस्कृति के बारे में जानेंगे। 2. उनमें प्रकृति प्रेम की भावना जागृत होगी।</p>	<ul style="list-style-type: none"> • लेखन कौशल • चिंतन कौशल • तर्क कौशल 	<p>1. अपनी मनपसंद ऋतु के बारे में कविता कक्षा में सुनाना। 2. मनपसंद ऋतु के बारे में 4-5 वाक्य लिखकर चित्र बनाना।</p>  

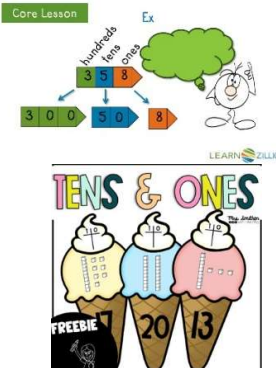

				<p>चित्र के साथ गिनती लिखना I</p> <p>जनवरी माह का कैलेंडर हिंदी संख्या लिखकर बनाना। विद्यार्थी हाथी के बारे में जानकारी एकत्र कर 5 -6 पंक्तियाँ लिखना ।</p> 
<p>फरवरी</p>	<p>पाठ -15 हाथी पाठ - व्याकरण 1. ों का प्रयोग 2. वर्ण जोड़ कर शब्द बनाना 3. ' ना 'जोड़ कर क्रिया शब्द बनाना 4. अनुस्वार व् चन्द्रबिन्दु वाले शब्द 5. उल्टे अर्थ वाले शब्द 6. चित्र लेखन कार्यपत्रिका - 15</p>	<p>1. विद्यार्थी पाठ का वाचन करना सीखेंगे । 2. पाठ को पढ़ने और समझने के बाद तर्कपूर्ण चिंतन के साथ निर्णय ले सकेंगे। 3. विद्यार्थी हाथी के स्वभाव, खान- रहने के स्थान के बारे में जानेंगे। 4. उनमें पशु- प्रेम व पर्यावरण जागरूकता बढ़ेगी।</p>	<ul style="list-style-type: none"> • पठन /वाचन कौशल • श्रवण कौशल • लेखन कौशल • चिंतन कौशल • तर्क कौशल 	<p>हाथी से सम्बंधित जानकारी के आधार पर कविता का सृजन करना।</p> 

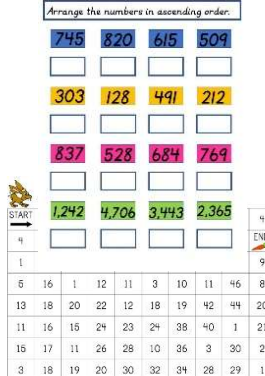


मार्च	<ol style="list-style-type: none">1. विशेषण2. चित्र देखकर पंक्तियाँ लिखना।3. पुनरावृत्ति	<ol style="list-style-type: none">1. विशेषण की परिभाषा2. विशेषण शब्दों की पहचान व उनका दैनिक जीवन में उपयोग		<p>कला एकीकृत जानवरों के चित्र बनाकर उनसे सम्बंधित विशेषण शब्द लिखना। वीडिओ देखें और समझें :- विशेषण https://www.youtube.com/watch?v=04XoNxFuU9U</p>
-------	--	--	--	--



MATHEMATICS




TEXTBOOK: MATHEMATICS TEXTBOOK CUM WORKBOOK (PART – 2)



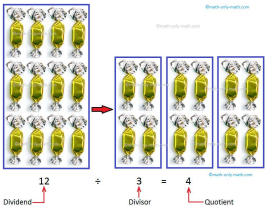
MONTH	TOPIC	LEARNING OUTCOMES The learners will be able to:	SKILLS	ACTIVITY
APRIL	REVISITING CLASS I	<p>The students will be able to:</p> <ul style="list-style-type: none"> revise the concepts learnt in class 1. 	<ul style="list-style-type: none"> Identification Exploration Application Creativity 	<p><u>BOOK MARK MAKING</u></p> <ul style="list-style-type: none"> Making a bookmark using colourful shapes.  <p>(Art integration)</p>
APRIL	SHAPES	<ul style="list-style-type: none"> group objects/ living things based on some common properties like colour, size, shape etc. develop vocabulary related to spatial relationships and correlate it with real-life experiences. differentiate between 2D and 3D shapes. observe and co-relate objects in the environment with definite shapes. 	<ul style="list-style-type: none"> Identification Exploration Application Creativity 	<p><u>SHAPE SAFARI</u></p> <ul style="list-style-type: none"> Making of a scenery with origami sheets using 2D shapes.  <p>(Art integration)</p>
MAY	PLACE VALUE	<ul style="list-style-type: none"> group objects into groups of tens and ones. count the number of tens and ones and write its numeral and number name. 	<ul style="list-style-type: none"> Identification Exploration Critical thinking Logical thinking Application 	<p><u>ABACUS ADVENTURES</u></p> <ul style="list-style-type: none"> Representing the numbers asked by the teacher on an abacus. <p>(Toy Pedagogy)</p> 



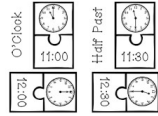


<p>JULY</p>	<p>(TO BE CONTINUED.) PLACE VALUE</p>	<ul style="list-style-type: none"> group objects into groups of tens and ones. count the number of tens and ones and write its numeral and number name. complete the number series. Compare numbers. 	<ul style="list-style-type: none"> Identification Exploration Critical thinking Logical thinking Application 	<ul style="list-style-type: none"> Representing expanded form of numbers using number cards. Representing 2-digit numbers using bundles of tens and ones (ice cream sticks). <p>(Toy Pedagogy)</p> 
<p>JULY</p>	<p>NUMBERS UP TO 1000</p>	<ul style="list-style-type: none"> read base ten blocks to identify three-digit numbers. write 3-digit numerals and their number names. complete the number series. 	<ul style="list-style-type: none"> Identification Exploration Critical thinking Logical Thinking Application Comparing Problem Solving 	<p>NUMBER QUEST</p> <ul style="list-style-type: none"> Solving number riddles Building smallest and greatest numbers using number cards.  <p>(Toy Pedagogy)</p>
<p>AUGUST</p>	<p>MORE ABOUT NUMBERS</p>	<ul style="list-style-type: none"> recall the numbers that come before, after or between. Compare numbers. Count backwards Arrange the numbers in ascending and descending order. 		<p>NUMBER UP</p> <ul style="list-style-type: none"> Arranging the Number Cards in ascending or descending order.

		<ul style="list-style-type: none"> • identify the odd and even 2-digit & 3-digit numbers. • count in 2's, 3's, 5's and 10's. • follow the pattern and fill in the blanks in a sequential order. 		<div style="text-align: right;">(Toy Pedagogy)</div>  <p>MAZE SKIP</p> <ul style="list-style-type: none"> • Solving skip counting maze. <div style="text-align: right;">(Art Integration)</div>
AUGUST	PATTERNS	<ul style="list-style-type: none"> • observe and describe the patterns in terms of geometrical shapes in the surroundings, numbers, and letters of the alphabet. • identify and extend the patterns in a sequence following shapes, numbers, and letters of the alphabet. • create patterns by drawing and Colouring. 	<ul style="list-style-type: none"> • Observation • Logical thinking • Sequencing • Exploration 	<p>STICKERS PATTERNS</p> <ul style="list-style-type: none"> • Create your own patterns using bindis/stickers (stars and smiley faces). <p>(Art Integration)</p> 
SEPTEMBER	MEASUREMENT OF LENGTH	<ul style="list-style-type: none"> • Compare the lengths of two or more objects by Observing them visually. • Measure lengths and distances using non-standard & standard units of measurement. <ul style="list-style-type: none"> • Estimate lengths in simple units. 	<ul style="list-style-type: none"> • Observation • Comparison • Application 	<p>MEASURE UP!! GUESS THE LENGTH</p> <ul style="list-style-type: none"> • Guessing the length of the given objects and finding the actual length using standard units of measurement (Toy Pedagogy) 

SEPTEMBER	ADDITION	<ul style="list-style-type: none"> • Adding by Counting forward • Properties of addition • Adding 2-digit Numbers without regrouping • Adding 3-digit Numbers without regrouping • Addition by 10's • Addition by 100's • Addition of 2-digit numbers with regrouping • Addition of 3-digit numbers with regrouping • Number stories. 	<ul style="list-style-type: none"> • Observation • Identification • Critical thinking • Problem Solving • Exploration 	<p><u>NUMBER COMBO CREATIONS</u></p> <ul style="list-style-type: none"> • Using sticky notes to make number combinations. (Art Integration) <p><u>WEAVE A STORY</u></p>  <ul style="list-style-type: none"> • Weave a story on addition with real life connect. (Story pedagogy)
OCTOBER	MEASUREMENT OF WEIGHT	<ul style="list-style-type: none"> • compare weights of two or more objects by observing them visually. • measure weights using non-standard & standard units of measurement. • identify the objects as heavier / lighter using a pan balance. 	<ul style="list-style-type: none"> • Observation • Comparison • Application 	<p><u>WEIGHT WONDERS</u></p> <ul style="list-style-type: none"> • Students will estimate and compare the weight of the objects in a group using estimation.  <p>(Toy Pedagogy and collaborative learning)</p>
OCTOBER	CAPACITY	<ul style="list-style-type: none"> • measure capacity using non-standard units of measurement. • explore the quantity of liquids used in day-to-day activities. 	<ul style="list-style-type: none"> • Observation • Comparison • Application 	<p><u>CAPACITY QUEST</u></p>


		<ul style="list-style-type: none"> compare capacities of two or more objects by observing them visually and using standard units of measurement establish the relationship between larger and smaller units of capacity. 		<ul style="list-style-type: none"> Measuring and comparing the capacity of a jug using cups of different sizes. <p>(Toy Pedagogy)</p>  <p>Comparing the Volumes of Liquids in Different Containers</p>
NOVEMBER	SUBTRACTION	<ul style="list-style-type: none"> subtract by counting backwards understand the properties of subtraction <ul style="list-style-type: none"> subtract 2-digit numbers without regrouping subtract 3-digit numbers without regrouping subtract with regrouping of 3-digit numbers with regrouping solve simple number stories based on subtraction. infer the relationship between addition and subtraction 	<ul style="list-style-type: none"> Observation Comprehension Identification Critical thinking Logical thinking Sequencing Problem Solving 	<p>SUBTRACTION SAFARI</p> <ul style="list-style-type: none"> Colouring the picture as per the colour key based on subtraction problems. <p>(Art Integration)</p>  <p>COLOR BY SUBTRACTION Color the safari scene to match the number.</p> <p>COLOR GUIDE: 10- (yellow) 40- (green) 70- (brown) 20- (white) 50- (pink) 30- (blue) 60- (orange)</p>
NOVEMBER	MULTIPLICATION	<ul style="list-style-type: none"> understand the situations involving the grouping of numbers and repeated addition. observe and understand the relation of repeated addition and multiplication. <ul style="list-style-type: none"> write multiplication facts for a given repeated addition sum. read the number grid based on multiplication. 	<ul style="list-style-type: none"> Identification Exploration Critical thinking Logical thinking Application Comparing Problem solving 	<p>MULTIPLICATION MAGIC</p> <ul style="list-style-type: none"> Building multiplication tables using ice cream sticks.  <p>Stick Multiplication</p> <p>(Toy Pedagogy)</p>




		<ul style="list-style-type: none"> • build tables up to 10 and multiply 2-digit and 3-digit numbers with a single-digit number without regrouping. 		
DECEMBER	MONEY	<ul style="list-style-type: none"> • identify Indian currency (notes and coins). • add up to the numerical value of 1000 rupees using play money of different denominations. 	<ul style="list-style-type: none"> • Identification • Exploration • Critical thinking • Logical thinking • Application • Comparing • Problem solving 	<p><u>MONEY MARKET</u></p> <ul style="list-style-type: none"> • Making various money combinations using play money. • Shopping activity in the class with toys, objects and play money.  <p>Toy Pedagogy (Role play)</p>
DECEMBER	DATA HANDLING	<ul style="list-style-type: none"> • Collecting and representing data. • Reading and analysing data. 	<ul style="list-style-type: none"> • Observation • Recording • Collection • Presentation • Interpretation • Analyzing 	<p><u>DATA DETECTIVES</u></p> <ul style="list-style-type: none"> • Collecting the information from 10 people and making a pictograph about their favourite fruit as a group activity. (Collaborative learning) 
JANUARY	DIVISION	<ul style="list-style-type: none"> • understand the concept of division as ways of equal grouping/sharing/distribution and repeated subtraction. • understand the concept of zero in division. • explore the division facts and understand the relationship between multiplication and division. 	<ul style="list-style-type: none"> • Understanding • Application • Problem solving 	<p><u>EQUAL SHARE EXPLORERS</u></p> <ul style="list-style-type: none"> • Showing equal distribution using objects.  <p>(Toy Pedagogy)</p>

JANUARY	FRACTIONS	<ul style="list-style-type: none"> understand and represent part of a whole as a fraction read and write part of a whole as a fraction (emphasis on equal parts). demonstrate the understanding of the fractions by various activities like paper folding and colouring. read and recognize the fractional parts of a given picture in word and fraction forms. understand a fraction of the collection through hands-on activities. 	<ul style="list-style-type: none"> Observation Comparison Application Problem Solving 	<p><u>FOLDING FRACTIONS</u></p> <ul style="list-style-type: none"> Representing fractions using origami sheets.  <p>(Art Integration)</p>
FEBRUARY	MEASUREMENT OF TIME	<ul style="list-style-type: none"> develop the skill to read the clock to tell the time. observe and estimate the time intervals between the start and end of a real-life event. 	<ul style="list-style-type: none"> Reading and showing time on clocks Management Analytical Skills 	<p><u>TIME CRAFTERS</u></p> <ul style="list-style-type: none"> Making a clock using a waste material. (Creative learning) Solving matching time puzzle.   <p>(Toy Pedagogy)</p>
MARCH	CALENDAR	<ul style="list-style-type: none"> name and spell the days of a week and months in order. tell the number of days in each month. interpret the information shown in the calendar. 	<ul style="list-style-type: none"> Reading Management Analytical Skills Reading and interpreting calendar 	<p><u>CREATING CALENDER</u></p> <ul style="list-style-type: none"> Make the calendar of the month of March.  <p>(Art integration)</p> <p><u>SEASON CARDS</u></p> <ul style="list-style-type: none"> Making name cards (in group of 4) on the months of the year and will draw picture accordingly. (Toy Pedagogy and collaborative learning) 

ENVIRONMENTAL STUDIES

TEXTBOOK: ENVIRONMENTAL STUDIES (BOOK 2) VIVA EDUCATION

MONTH/ TERM	TOPIC/ CHAPTER	LEARNING OUTCOMES	SKILLS	TEACHING METHODOLOGY/ ACTIVITIES
April	Chapter-1 About Me	The learners- <ul style="list-style-type: none">● explore about themselves.● list their favorite food, subject, game etc.* understand that each child is special.	<ul style="list-style-type: none">● Observation● Identification● Self-expression● Creativity● Communication● Life skills	<ul style="list-style-type: none">● Making 'All About Me Spinner Wheel with information like name, age, class, section, roll no., address, hobbies, and students will write and speak a few sentences about oneself. <p>(Art integration and Interdisciplinary)</p> 

	<p>Chapter-2 Human Body</p>	<ul style="list-style-type: none"> ● differentiate between external and internal organs. ● learn to take care of sense organs. ● observe the stages of growth of plants. 	<ul style="list-style-type: none"> ● Observation ● Identification ● Self-expression ● Creativity ● Communication ● Life skills 	<ul style="list-style-type: none"> ● Students will sort the picture clips and solve the puzzle based on senses. <p>(Game Based Learning)</p>  <ul style="list-style-type: none"> ● Drawing/pasting pictures to depict stages of growth in humans, animals, and plants. <p>(Art integration)</p> 
<p>MAY</p>	<p>Chapter-3 My Wonderful Family</p>	<ul style="list-style-type: none"> ●comprehend the meaning of a family. ●differentiate between different types of families. ●understand the relationship between different family members and list the ways in which they help each other. 	<ul style="list-style-type: none"> ● Observation ● Identification ● Classification ● Self-expression ● Creativity ● Communication ● Life skills 	<ul style="list-style-type: none"> ● Students will create “My Family Hand Puppet”. <p>(Art integration)</p> 

July

**Chapter-4
We Need Fo**

- classify food into different food groups.
- identify and classify foods on the basis of their source.
- compare the diet of vegetarians and non-vegetarians.
- understand the importance of water for the body.
- enlist good eating habits.

- Observation
- Teamwork
- Communication
- Critical thinking
- Creativity
- Life skills

- The students will prepare a Balanced Diet Plate using cutouts / pictures of different food items.

(Art Integration)



- Students will sort the flash cards and put it in healthy and unhealthy baskets.

(Game Based Learning)



**Chapter-5
Clothes We
Wear**

- identify different types of clothes.
- learn about the material used to make clothes.

- Observation
- Teamwork
- Communication
- Creativity
- Life skills





- Collage making on materials used to make clothes.




(Art Integration)








- Students will sort cutouts of clothes for 'Dress me up Activity' according to different types of seasons. **(Game Based Learning)**




<p>August</p>	<p>Chapter-6 We Need Shelter</p>	<ul style="list-style-type: none"> ● identify and list different types of houses. ● learn about people who are involved in building a house. 	<ul style="list-style-type: none"> ● Observation ● Teamwork ● Communication ● Critical thinking ● Creativity ● Life skills 	<ul style="list-style-type: none"> ● With the help of craft activity using ice-cream sticks, picture-cards, students will show different rooms in their house. (Art Integration)  <ul style="list-style-type: none"> ● Collage of people who build our House. (Art Integration) 
	<p>Chapter-7 Be Safe and Healthy</p>	<ul style="list-style-type: none"> ● enlist ways to keep safe at different places. ● practice ways to keep oneself clean. ● perform various types of exercise and correct posture. 	<ul style="list-style-type: none"> ● Observation ● Teamwork ● Communication ● Critical thinking ● Creativity ● Life skills 	<ul style="list-style-type: none"> ● Yoga session for kids. (Sports Integration)  <ul style="list-style-type: none"> ● Demonstration of the contents of First Aid box. (Experiential Learning) 

<p>September</p>	<p>Chapter-8 My School</p>	<ul style="list-style-type: none"> ● learn the importance of celebrating important days. ● explore and understand the importance of various rooms in the school. 	<ul style="list-style-type: none"> ● Observation ● Teamwork ● Communication ● Critical thinking ● Creativity ● Life skills 	<ul style="list-style-type: none"> ● Students will make a drawing of 'My School' and write a few lines on it. (Art Integration)  <ul style="list-style-type: none"> ● Make a <i>Thank You</i> card for your teacher on Teacher's Day. (Art Integration) 
	<p>Chapter-9 Neighbours and Neighbourhood</p>	<ul style="list-style-type: none"> ● acknowledge services in neighbourhood. ● enlist places of recreation and worship. 	<ul style="list-style-type: none"> ● Observation ● Teamwork ● Communication ● Critical thinking ● Creativity ● Life skills 	<ul style="list-style-type: none"> ● Virtual tour of places in neighbourhood. ● Visit to the fire station. <p>(Experiential Learning)</p> <ul style="list-style-type: none"> ● The students will explore and paste pictures of six places in their neighbourhood. (Art Integration) 

<p>October</p>	<p>Chapter 10 People We Need</p>	<ul style="list-style-type: none"> ● differentiate between people who help us and entertain us. ● appreciate and respect the role of people who take care of us. 	<ul style="list-style-type: none"> ● Observation ● Teamwork ● Communication ● Life skills 	<ul style="list-style-type: none"> ● Riddles/ puzzles on various helpers. (Game based learning) ● Role play based on community helpers. <p>(Character Dramatisation)</p> 
	<p>Chapter 11 Celebrating Festivals</p>	<ul style="list-style-type: none"> ● differentiate between national and religious festivals. ● learn ways of celebrating different festivals. 	<ul style="list-style-type: none"> ● Observation ● Teamwork ● Communication ● Critical thinking ● Creativity ● Life skills 	<ul style="list-style-type: none"> ● Enactment of various characters related to different festivals. <p>(Theatre)</p>  <ul style="list-style-type: none"> ● Collage based on different festivals of India. <p>(Art integration)</p>

<p>November</p>	<p>Chapter 12 Directions, Travel and Communication</p>	<ul style="list-style-type: none"> ● learn the concept of direction. ● understand the need and importance of special vehicles. 	<ul style="list-style-type: none"> ● Observation ● Teamwork ● Communication ● Critical thinking ● Creativity ● Life skills 	<ul style="list-style-type: none"> ● Riddles based on various means of transport. (Interdisciplinary)  <ul style="list-style-type: none"> ● Students will create 'Sponge Boats' using waste material. (Toy Pedagogy) 
<p>December</p>	<p>Chapter 12 Directions, Travel and Communication (continued)</p>	<ul style="list-style-type: none"> ● identify and enlist the means of communication. 	<ul style="list-style-type: none"> ● Observation ● Teamwork ● Communication ● Critical thinking ● Creativity ● Life skills 	<ul style="list-style-type: none"> ● The students will hold flash cards based on means of communication and speak a few lines about it. (Interdisciplinary) 

	<p>Chapter 13 Weather and Seasons</p>	<ul style="list-style-type: none"> ● differentiate between weather and season. ● learn about types of seasons. ● understand cycle of seasons in India. 	<ul style="list-style-type: none"> ● Observation ● Teamwork ● Communication ● Critical thinking ● Creativity ● Life skills 	<ul style="list-style-type: none"> ● Riddles based on various seasons. ● Draw/Paste a colorful picture of a season and speak a few sentences about it. <p>(Art Integration, Interdisciplinary)</p> 
<p>January</p>	<p>Chapter 14 The World of Plants</p>	<ul style="list-style-type: none"> ● identify and label different parts of a plant. ● enlist different types of plants. ● appreciate various uses of plants. 	<ul style="list-style-type: none"> ● Observation ● Communication ● Critical thinking ● Creativity ● Life skills ● Classification 	<ul style="list-style-type: none"> ● Nature walk in a garden. Observe different plants and classify them. <p>(Experiential Learning)</p> <ul style="list-style-type: none"> ● Pasting the pictures of various things we get from plants. <p>(Art Integration)</p>

**Chapter 15
The World of
Animals**

- enlist places where animals live.
- learn about food and uses of animals.
- learn about animal movements.

- Observation
- Teamwork
- Communication
- Creativity
- Life skills
- Classification

- The students will make a paper fish and recite a poem.
(Interdisciplinary)



- Mask / Puppet making of animals using paper plates.
(Art Integration)



February

**Chapter 16
The World
around Us**




- learn various facts about the earth and its different forms.
- learn more facts about heavenly bodies like sun, the moon, the stars and the planets.

- Observation
- Teamwork
- Communication
- Critical thinking
- Creativity
- Life skills

'Save Earth'

- The students will make a model of the earth on a paper plate.
(Toy Pedagogy)



	<p>Chapter 17 Air</p>	<ul style="list-style-type: none"> ● learn about properties of air. ● enlist uses of air. ● understand the importance of clean air. 	<ul style="list-style-type: none"> ● Observation ● Teamwork ● Communication ● Critical thinking ● Creativity ● Life skills 	<ul style="list-style-type: none"> ● Demonstrations to show various uses of air in daily life. (Experiential learning) 
<p>March</p>	<p>Chapter 18 Water</p>	<ul style="list-style-type: none"> ● enlist sources of water. ● understand uses of water. ● learn ways to keep water clean. 	<ul style="list-style-type: none"> ● Observation ● Teamwork ● Communication ● Critical thinking ● Creativity ● Life skills 	<ul style="list-style-type: none"> ● Slogan writing and Poster making on 'Save Water'. (Art integration)  <ul style="list-style-type: none"> ● Students will match the puzzle using flash cards and name cards on Sources of Water. (Game Based Learning) 

Co- Scholastic Curriculum 2024-25

CLASS 2

SUBJECT: ART	
BOOK: ART EXPRESS	
MONTH	CONTENT
April	<ul style="list-style-type: none"> • Art Express: Pages 1 to 10
May	<ul style="list-style-type: none"> • Shapes and Objects
June	<ul style="list-style-type: none"> • Art Express Page no.17, 32 ,33 (Holiday home work)
July	<ul style="list-style-type: none"> • Compositions Drawing & Coloring
August	<ul style="list-style-type: none"> • Art Express: Page 11 to 20
September	<ul style="list-style-type: none"> • Silhouette Painting
October	<ul style="list-style-type: none"> • Art Express: Pages 21 to 30
November	<ul style="list-style-type: none"> • Festivities in Drawing
December	<ul style="list-style-type: none"> • Art Express: Pages: 31 to 38
January	<ul style="list-style-type: none"> • Cartoon Drawings
February	<ul style="list-style-type: none"> • On the Spot Sketches
March	<ul style="list-style-type: none"> • Assessment

SUBJECT: COMPUTER	
BOOK: IT PLANET -CODE BOTICS 2	
MONTH	CONTENT
April	<ul style="list-style-type: none"> • Revision of last session • L-1 Computer at various places
May	<ul style="list-style-type: none"> • L-1 Computer at various places
July	<ul style="list-style-type: none"> • L-2 Computer devices
August	<ul style="list-style-type: none"> • L-3 Fun with Tux Paint
September	<ul style="list-style-type: none"> • L-4 Word 2016
October	<ul style="list-style-type: none"> • L-5 More on Paint
November	<ul style="list-style-type: none"> • L-6 Arrangement of Patterns
December	<ul style="list-style-type: none"> • L-7 Fun with Scratch JR.
January	<ul style="list-style-type: none"> • L-8 Understanding AI
February	<ul style="list-style-type: none"> • Project
March	<ul style="list-style-type: none"> • Revision

SUBJECT: DANCE

MONTH	CONTENT
April	<ul style="list-style-type: none"> • Classical : Footwork
May	<ul style="list-style-type: none"> • Classical : Hand movement
July	<ul style="list-style-type: none"> • Kavit
August	<ul style="list-style-type: none"> • Tatkar; Agun, Dogun
September	<ul style="list-style-type: none"> • Festival dance • Kavit
October	<ul style="list-style-type: none"> • Celebration Dance • Tatkar
November	<ul style="list-style-type: none"> • Hast Mudra (10) single hand
December	<ul style="list-style-type: none"> • Contemporary Dance • Kavit (Kathak);2
January	<ul style="list-style-type: none"> • Hast Mudra(20),both hands • Contemporary Dance
February	<ul style="list-style-type: none"> • 5 Steps Chakra (single) • Chaal with moves
March	<ul style="list-style-type: none"> • Revision of lessons Taught

SUBJECT: GENERAL KNOWLEDGE	
BOOK: DO YOU KNOW? (LEVEL II)	
MONTH	CONTENT
April	<ul style="list-style-type: none"> • My Country (Page No. 1-6)
May	<ul style="list-style-type: none"> • Around the World (Page no, 7-8)
July	<ul style="list-style-type: none"> • Around the World (Page No. 9-11) • Environment and World of Science (Page No. 12-18)
August	<ul style="list-style-type: none"> • *The World of Plants and Animals (Page no. 20-26)
September	<ul style="list-style-type: none"> • Art and Literature (Page No. 27-32)
October	<ul style="list-style-type: none"> • Grammar and Language (Page No. 34-42)
November	<ul style="list-style-type: none"> • Sports and Games (Page No. 43-49)
December	<ul style="list-style-type: none"> • Moral values and Life skills (Page No. 50-54)
January	<ul style="list-style-type: none"> • Mind Games(Page No. 55-60)
February	<ul style="list-style-type: none"> • *Trivia Corner (Page No. 62-66)
March	<ul style="list-style-type: none"> • Revision

SUBJECT: MUSIC

MONTH	CONTENT
April	<ul style="list-style-type: none"> • Gayatri Mantra • Prayer • Mother's Day Song
May	<ul style="list-style-type: none"> • National Anthem • Earth Day Song
July	<ul style="list-style-type: none"> • Baal Geet -1 • Motivational Song
August	<ul style="list-style-type: none"> • Patriotic Song • Bhajan
September	<ul style="list-style-type: none"> • Guru Vandana • Baal Geet-2
October	<ul style="list-style-type: none"> • Raghu pati raghav raja ram (Bhajan) • Practice of Alankar
November	<ul style="list-style-type: none"> • Diwali Song • Children's day song
December	<ul style="list-style-type: none"> • Shabad Gurbani • Christmas Carol
January	<ul style="list-style-type: none"> • Chanting of Om • Patriotic Song
February	<ul style="list-style-type: none"> • Saraswati Vandana • One English Song
March	<ul style="list-style-type: none"> • Revision of all songs

SUBJECT: SPORTS	
MONTH	CONTENT
April	<ul style="list-style-type: none"> • Movement Education • Gross Motor Skills; • Ball, Racket, Rope etc. • Body Awareness; Sense organs • Swimming; Basics of Floating • Food & Nutrition
May	<ul style="list-style-type: none"> • Movement Awareness; Stretching Exercises • Intro. Of Chess • Intro. Of Bhartiya Game • Swimming ; Floating with Boards

July	<ul style="list-style-type: none"> • Calisthenics Exercises • Manipulative Skills; Catch & Throw • Movement Awareness ; Balancing movements • Swimming; Floating with Leg & Hand movement • We & Our Environment
August	<ul style="list-style-type: none"> • Body Awareness ; cleaning • Safety & Security • Swimming ; Freestyle • Recreational Races
September	<ul style="list-style-type: none"> • Movement Awareness; Rhythmic Exercises • Minor Games • Ropeskipping; Double Dutuch • Swimming ; Assessment of the skills taught
October	<ul style="list-style-type: none"> • Free Hand Exercises • Football; Kicking • Food & Nutrition
November	<ul style="list-style-type: none"> • Rhythmic Exercises • Body Awareness; • Gymnastics; Forward Roll • Manipulative Skills; Bounce & Dribble
December	<ul style="list-style-type: none"> • Yogasana • Gross motor skills activities; Rope • Lead up Games • Intro. Of Chess
January	<ul style="list-style-type: none"> • Calisthenics Exercises • Basketball; Dribble • We & Our Environment • Skipping; single leg hop
February	<ul style="list-style-type: none"> • Stretching Exercises • Team/ Group Games • Manipulative Skills; Jump Rope, • Safety & Security
March	<ul style="list-style-type: none"> • Revision of the skills taught