







BAL BHARATI PUBLIC SCHOOL, ROHINI
ACADEMIC SESSION (2024-25)
CURRICULUM
CLASS I
ENGLISH





TEXT BOOK: TIP-TAP-TOE ENGLISH COURSEBOOK I





GRAMMAR BOOK: TIP-TAP-TOE ENGLISH PRACTICE BOOK I



MONTH/ TERM	TOPIC	LEARNING OUTCOMES	SKILLS	ACTIVITIES/ METHODOLOGY
<p>TERM I</p> <p>APRIL</p>	<ul style="list-style-type: none"> • Letters of the alphabet(a-z in print hand) • Capital letters (A-Z in print hand) • Three to four letter words with vowels(a,e,l,o,u) • Sight Words(He,She,The,It, Is,This,What) ➤ <u>LITERATURE</u> • LESSON-1 A GIANT'S CAKE(POEM) ➤ <u>GRAMMAR</u> • Alphabetical Order • Vowel Sounds 	<p>The learners:</p> <ul style="list-style-type: none"> • understand and appreciate the poem. • identify rhyming words. • recite the poem with proper rhyme and rhythm and relate to the values of love and care with everyday life situations. 	<ul style="list-style-type: none"> • Reading • Listening • Speaking • Writing • Vocabulary • Comprehension • Pronunciation • Critical thinking 	<ul style="list-style-type: none"> • BIRTHDAY BASH Make a birthday card for your friend and decorate it. (Art Integration)  • HANDPRINT FUN Make a Collage of Birthdays of all students of class using their hand prints. (Art Integration) 




<p><u>MAY</u></p>	<p>➤ GRAMMAR</p> <ul style="list-style-type: none"> • Naming Words • Comprehension 	<ul style="list-style-type: none"> • define and identify naming words. • Use naming words appropriately • develop the ability to read, comprehend, organize and retain written information. 	<ul style="list-style-type: none"> • Reading • Vocabulary • Comprehension • Pronunciation • Listening • Speaking • Writing • Critical thinking • Environmental Sensitivity 	<ul style="list-style-type: none"> • WORD-O-CHAIN Make a Word chain of Naming words using the things displayed in the class. (Collaborative Activity)  <ul style="list-style-type: none"> • LITTLE CHEFS Decorate a cake using cake slice, chocolate syrup and gems. (Experiential Learning) 
-------------------	---	--	---	---




<p style="text-align: center;"><u>JULY</u></p>	<p>➤ <u>LITERATURE</u></p> <ul style="list-style-type: none"> • LESSON-2 • OUR FAVOURITE THINGS TO DO (Reading Comprehension) <p>➤ <u>GRAMMAR</u></p> <ul style="list-style-type: none"> • Punctuation • One-Many Words • Jumbled words 	<ul style="list-style-type: none"> • comprehend, read organize, and retain written information. • learn new words and understand their meaning and appreciate different hobbies. • relate to the values of love and care with everyday life situations. • learn to use capital letters and full stop. • identify One-Many words. • learn to unscramble letters to form new words. 	<ul style="list-style-type: none"> • Reading • Listening • Speaking • Writing • Vocabulary • Comprehension • Pronunciation • Critical thinking 	<ul style="list-style-type: none"> • KNOW YOURSELF Make a Collage of your favourite things. (Art Integration)  <ul style="list-style-type: none"> • LET'S CONNECT THE DOTS! Arrange the Picture Cards of Words and Punctuation marks to frame meaningful Sentences. (Toy Based Pedagogy) 
<p style="text-align: center;"><u>AUGUST</u></p>	<p>➤ <u>LITERATURE</u></p> <ul style="list-style-type: none"> • LESSON 3 • PLEASE, THANK YOU AND PARDON ME (POEM) 	<ul style="list-style-type: none"> • understand and appreciate the poem. • identify rhyming words. 	<ul style="list-style-type: none"> • Reading • Speaking • Listening • Creativity • Self-expression 	<ul style="list-style-type: none"> • GRATEFUL MINDS Make a Thank You Card for any Community helper. (Art Integration)

	<p>➤ GRAMMAR</p> <ul style="list-style-type: none"> • Use of Polite Words • Use of Pronouns- 'I, We, You' 	<ul style="list-style-type: none"> • recite the poem with proper rhyme and rhythm understand the importance of Polite words. • understand the use of Pronouns. 	<ul style="list-style-type: none"> • Conversation • Comprehension 	 <ul style="list-style-type: none"> • MAGICAL MANTRA Prepare flash Cards of PLEASE, THANK YOU, PARDON ME. Use polite words as per the situation given. (Toy Based Pedagogy) 
<p>SEPTEMBER</p>	<p>➤ LITERATURE</p> <ul style="list-style-type: none"> • LESSON 4 LITTLE PAINTERS (Reading comprehension) <p>➤ GRAMMAR</p> <ul style="list-style-type: none"> • Punctuation-Use of Question Mark • Use of Pronouns- 'He, She, It, They' 	<ul style="list-style-type: none"> • understand and analyze the text. • learn new words and understand their meaning. • develop the ability to read, comprehend, organize and retain written information. • understand the use of pronouns • learn to use question marks. 	<ul style="list-style-type: none"> • Reading • Listening • Speaking • Writing • Vocabulary • Comprehension • Pronunciation • Critical thinking 	<ul style="list-style-type: none"> • PAINT THE SKY WITH COLORS Draw a Rainbow stick puppet and mention its colours. (Toy Based Pedagogy)  <ul style="list-style-type: none"> • RANGON KI DUNIYA Conduct a colour mixing Activity in class using Poster colours and glasses. (Experiential Learning) 


<p><u>TERM II</u></p> <p><u>OCTOBER</u></p>	<p>➤ <u>LITERATURE</u></p> <ul style="list-style-type: none"> • LESSON 5 THE GREEDY MONKEY (Reading comprehension) <p>➤ <u>GRAMMAR</u></p> <ul style="list-style-type: none"> • Animal Sounds • Use of This/That, These/Those • Use of Is/Are 	<ul style="list-style-type: none"> • understand and analyse the lesson. • learn new words and understand their meaning. • develop the ability to read, comprehend, organise and retain written information. • understand the use of this/that, these/those with near and far things. • recognize the animal sounds • learn to use is/are. 	<ul style="list-style-type: none"> • Reading • Listening • Speaking • Writing • Vocabulary • Comprehension • Pronunciation • Critical thinking 	<ul style="list-style-type: none"> • ANIMALIA Make a face mask of favourite animal and do role play by imitating it. (Theatre)  <ul style="list-style-type: none"> • SHAPE-O-MANIA Create a figure using various shapes and speak few sentences on it. (Art Integration) 
<p><u>NOVEMBER</u></p>	<p>➤ <u>LITERATURE</u></p> <ul style="list-style-type: none"> • LESSON 6 BRAND NEW BALL (POEM) <p>➤ <u>GRAMMAR</u></p> <ul style="list-style-type: none"> • Opposites • Use of a/an 	<ul style="list-style-type: none"> • understand and appreciate the poem. • identify rhyming words. • recite the poem with proper rhyme and rhythm. • understand the use of a/an. • Identify opposite words. 	<ul style="list-style-type: none"> • Reading • Listening • Speaking • Writing • Vocabulary • Comprehension • Pronunciation • Critical thinking 	<ul style="list-style-type: none"> • GAMIFICATION Discuss and Talk about your favourite game. (Collaborative Approach)  <ul style="list-style-type: none"> • MINDFUL ACTIONS Play a game of Dumb Charades using Sports-related actions. (Inter-disciplinary-Sports Integration) 

<p><u>DECEMBER</u></p>	<p>➤ <u>LITERATURE</u></p> <ul style="list-style-type: none"> • LESSON 7 PAPA, WHAT'S FOR LUNCH (Reading comprehension) <p>➤ <u>GRAMMAR</u></p> <ul style="list-style-type: none"> • Picture Composition • Use of action words • Use of is/am/are 	<ul style="list-style-type: none"> • understand and analyze the text. • learn new words and understand their meaning. • develop the ability to read, comprehend, organize and retain written information. • understand the use of is/am/are • Use of action words. 	<ul style="list-style-type: none"> • Reading • Listening • Speaking • Writing • Vocabulary • Comprehension • Pronunciation • Critical thinking 	<ul style="list-style-type: none"> • HEALTH IS WEALTH Bring a cutout of any healthy food item and make a poster on it emphasizing Healthy food habits. (Art Integration)  <ul style="list-style-type: none"> • HEALTHY PALATTE Prepare a Sprouts Salad. (Experiential Learning) 
<p><u>JANUARY</u></p>	<p>➤ <u>LITERATURE</u></p> <ul style="list-style-type: none"> • LESSON 8 WHERE DO YOU GO AT NIGHT, MR.SUN? 	<ul style="list-style-type: none"> • understand and appreciate the poem. • identify rhyming words. 	<ul style="list-style-type: none"> • Reading • Listening • Speaking • Writing 	<ul style="list-style-type: none"> • NATURESQUE Draw a scene related to the theme- Nature and describe it in 3-5 sentences; (Art Integration)

	<p>(POEM)</p> <p>➤ GRAMMAR</p> <ul style="list-style-type: none"> • Picture Composition • Describing words • Rhyming Words 	<ul style="list-style-type: none"> • recite the poem with proper rhyme and rhythm. • understand the use of describing words. • comprehend pictures and make appropriate sentences on them. 	<ul style="list-style-type: none"> • Vocabulary • Comprehension • Pronunciation • Critical thinking 	 <ul style="list-style-type: none"> • CELESTIAL ADJECTIVES Paste the picture of the sun, the moon and a star and describe them using different describing words which will be written in cloud cut outs in the form of web. <p>(Art Integration)</p> 
<p>FEBRUARY</p>	<p>➤ LITERATURE</p> <ul style="list-style-type: none"> • LESSON 9 THE THREE BUTTERFLIES (Reading Comprehension) <p>➤ GRAMMAR</p> <ul style="list-style-type: none"> • Animal babies • Use of has/have • Use of Comma (,) 	<ul style="list-style-type: none"> • understand and analyze the text. • learn new words and understand their meaning. • develop the ability to read, comprehend, organize and retain written information. 	<ul style="list-style-type: none"> • Reading • Listening • Speaking • Writing • Vocabulary • Comprehension • Pronunciation • Critical thinking 	<ul style="list-style-type: none"> • FLOWER BOUQUET Make Flower stick puppets for the punctuation marks- comma, full stop, and question mark and give examples. <p>(Art Integration)</p> 




		<ul style="list-style-type: none"> • understand the use of has/have. • Learn to use Comma. 		<ul style="list-style-type: none"> • LIFE IN SHELL Plant a sapling in a coconut shell in your school garden. (Experiential Learning) 
<p><u>MARCH</u></p>	<ul style="list-style-type: none"> ➤ <u>LITERATURE</u> • LESSON 10 WHEN THE EARTH BROKE INTO TWO (Reading Comprehension) ➤ <u>GRAMMAR</u> • Animal Homes • Use of 'and' • Position Words 	<ul style="list-style-type: none"> • understand and analyze the text. • learn new words and understand their meaning. • develop the ability to read, comprehend, organize and retain written information. • understand the use of and. • Understand the use of position words. 	<ul style="list-style-type: none"> • Reading • Listening • Speaking • Writing • Vocabulary • Comprehension • Pronunciation • Critical thinking 	<ul style="list-style-type: none"> • DHARTI ON MANCH Enact the play 'When Earth broke into two' in the class. Use the costumes and necessary props for enactment. (Theatre-Role Play) • TOONY TALES Narrate any Panchtantra story with a twisted end. (Life skills and Creative Expression)  


हिंदी


पाठ्यपुस्तक	नई आशाएं भाग -1 (पी. पी. पब्लिकेशन)			
चक्र / महीना	विषय-वस्तु	सीखने के प्रतिफल	कौशल	गतिविधि / शिक्षण युक्तियाँ
अप्रैल	<ul style="list-style-type: none"> ❖ पाठ - आओ बात करें (चित्र वर्णन) ❖ पाठ - आओ कहानी सुनें (चित्रकथा) ❖ पाठ - कहानी सुनाओ (चित्र कथा) ❖ कविता- आओ गाएँ(बादल भैया) ❖ पाठ -मुझे पहचानो ❖ वर्णमाला <p>* मात्राएँ -</p>	<p style="text-align: center;"><u>विद्यार्थी:-</u></p> <ol style="list-style-type: none"> 1. देखकर ,सुनकर, समझकर , कहानी सुना पाएँगे। 2. प्रश्नों के उत्तर देने में समर्थ होंगे। 3. कविता का हाव भाव उचित लय और स्वर द्वारा वाचन करने में योग्य बनेंगे। 4. मात्रा को पहचानकर , शुद्ध उच्चारण जानकर लिखने योग्य बनेंगे। 5. शब्द भंडार में वृद्धि कर सखेंगे। 	<ul style="list-style-type: none"> ● पठन कौशल ● वाचन कौशल ● चिंतन कौशल ● लेखन कौशल 	<ul style="list-style-type: none"> ● बच्चे चित्र को देखेंगे और बताएँगे कि चित्र में क्या हो रहा है। चित्र के बारे में बात करेंगे।(DISCUSSION) ● बच्चे पेपर प्लेट से बादल बनाएँगे। सब कविता गाएँगे। (ART INTEGRATION)(सामूहिक गतिविधि) <div style="text-align: center;">  </div>



	पाठ- 1.(अ) उपवन चल	<ol style="list-style-type: none"> मात्रा को पहचानकर, शुद्ध उच्चारण जानकर और लिखने योग्य बनेंगे। शब्द भंडार में वृद्धि कर सखेंगे । 3 प्रश्नों के उत्तर देने में समर्थ होंगे। 	<ul style="list-style-type: none"> पठन कौशल वाचन कौशल चिंतन कौशल तर्क कौशल श्रवण वाचन लेखन कौशल 	<ul style="list-style-type: none"> अ मात्रा की वीडियो देखें और समझें :- https://www.youtube.com/watch?v=1PbfeKoyDec
मई	पाठ -2.(आ) बाज़ार जा	<ol style="list-style-type: none"> मात्रा को पहचानकर, शुद्ध उच्चारण जानकर लिखने योग्य बनेंगे। शब्द भंडार में वृद्धि कर सकेंगे । 	<ul style="list-style-type: none"> पठन कौशल चिंतन कौशल तर्क कौशल लेखन कौशल 	<ul style="list-style-type: none"> बच्चे आसमान में दिखाई देने वाले किस एक प्राकृतिक (ग्रह , नक्षत्र) या मानवकृत वस्तुओं (पैराशूट , पतंग) का हेड गेयर बनाकर उसके बारे में ३ पंक्तियाँ बोलेंगे । (REAL LIFE CONNECT)
	पाठ -3.(इ) पिकनिक	<ol style="list-style-type: none"> मात्रा को पहचानकर, शुद्ध उच्चारण जानकर लिखने योग्य बनेंगे। शब्द भंडार में वृद्धि कर सकेंगे । 	<ul style="list-style-type: none"> पठन - पाठन चिंतन कौशल लेखन कौशल 	<ul style="list-style-type: none"> बच्चे ओरिगामी शीट से चिड़िया बनाएंगे। (ART INTEGRATION) (TOY PEDAGOGY)
जुलाई	पाठ -4. (ई) तितली बच गई	<ol style="list-style-type: none"> ई की मात्रा वाले शब्दों की ध्वनि पहचानकर शब्द पढ़ और लिख पाएँगे। इ और ई ध्वनि में अंतर पहचानेंगे और लिखेंगे । 	<ul style="list-style-type: none"> पठन - पाठन चिंतन कौशल लेखन कौशल 	<ul style="list-style-type: none"> बच्चे पेपर से रंग बिरंगी तितली बनाएँगे। उसके बाद तितली की हस्त कठपुतली (FINGER PUPPET) पहनकर सब कविता गाएँगे “ तितली रानी “।(ART INTEGRATION AND TOY PEDAGOGY)


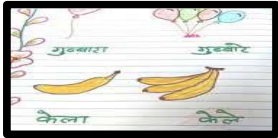




	<p>❖ कविता आओ गाएँ (तितली रानी)</p> <p>पाठ -5. (उ) - फुदकी चुहिया</p>	<p>1. कविता का हाव भाव उचित लय और स्वर द्वारा वाचन करने मे योग्य बनेंगे।</p> <p>1. उ की मात्रा वाले शब्दों को चित्रों के साथ जोड़ पाएँगे। 2. सही स्थान पर उ की मात्रा लगाकर शब्द पूरे कर पाएँगे।</p>	<ul style="list-style-type: none"> ● पठन कौशल ● चिंतन कौशल ● लेखन कौशल ● श्रवण वाचन <ul style="list-style-type: none"> ● पठन - पाठन ● चिंतन कौशल ● लेखन कौशल 	<ul style="list-style-type: none"> ● बच्चे अंक ३ से चुहिया बनाएँगे। INTERDISCIPLINARY 
<p>अगस्त</p>	<p>पाठ -6 ऊ की मात्रा का परिचय जादू के जूते</p> <p>❖ र में उ और ऊ की मात्रा का प्रयोग</p> <p>❖ ऋ- वरसात की ऋतु</p> <p>व्याकरण-</p>	<p>1. पाठ का शुद्ध उच्चारण से पठन और वाचन करेंगे। 2. मात्राओं की ध्वनि पहचानेंगे ,शब्द पढ़ेंगे और लिख पाएँगे। 3. सही स्थान पर मात्रा लगाकर शब्द पूरे कर पाएँगे। 4. अपने विचारों को अभिव्यक्त कर पाएँगे।</p>	<ul style="list-style-type: none"> ● पठन - पाठन ● लेखन कौशल ● तर्क कौशल ● चिंतन कौशल ● रचनात्मक 	<ul style="list-style-type: none"> ● बच्चे जूते के फीते बाँधना सीखेंगे। (EXPERIENTIAL LEARNING)  <ul style="list-style-type: none"> ● बच्चे स्पंज से नाव बनाएँगे।(ART INTEGRATION) 

	<ul style="list-style-type: none"> ❖ एक और नाम ❖ आओ दोहराएँ 	<ol style="list-style-type: none"> 1. एक और नाम सीख पाएँगे । 2. शब्द भंडार मे वृद्धि कर सकेंगे । 	<ul style="list-style-type: none"> ● पठन कौशल ● चिंतन कौशल ● लेखन कौशल 	<ul style="list-style-type: none"> ● वीडियो देखें और समझें :- एक और नाम - https://www.youtube.com/watch?v=aFZKldTQXHc
सितम्बर	<p>पाठ -7.ए -परेश और बेला</p> <ul style="list-style-type: none"> ❖ कविता- आओ खुशी मनाएँ <p>पाठ -8. ऐ - पैसे का थैला</p> <p>पाठ -9.ओ - सोनू का सपना</p>	<ol style="list-style-type: none"> 1. बच्चे पाठ का शुद्ध उच्चारण से पठन और वाचन कर पाएँगे। 2. मात्राओं की ध्वनि पहचानेंगे ,शब्द पढ़ेंगे और लिख पाएँगे। 3. कविता का हाव भाव उचित लय और स्वर द्वारा वाचन करने मे योग्य बनेंगे। <ol style="list-style-type: none"> 1. सही स्थान पर मात्रा लगाकर शब्द पूरे कर पाएँगे। 2. शब्द भंडार मे वृद्धि। <ol style="list-style-type: none"> 1. अपने विचारों को अभिव्यक्त कर पाएँगे। 2. पशु पक्षियों की बोलियों को पहचान पाएँगे और नकल कर पाएँगे। 	<ul style="list-style-type: none"> ● पठन - पाठन ● श्रवण वाचन ● लेखन कौशल ● कल्पनाशीलता <ul style="list-style-type: none"> ● पठन - पाठन ● चिंतन कौशल ● लेखन कौशल <ul style="list-style-type: none"> ● कल्पनात्मकता ● पठन - पाठन ● चिंतन कौशल ● लेखन कौशल 	<ul style="list-style-type: none"> ● बच्चे त्योहारों के चित्र बनाएँगे या चिपकाएँगे और उनके नाम लिखेंगे। (INTERDISCIPLINARY AND REAL LIFE CONNECT)  <ul style="list-style-type: none"> ● बच्चे पाठ “पैसे के थैले“ में से किसी भी एक जानवर पात्र का मास्क बनाएँगे।(ART INTEGRATION) ● बच्चे कक्षा मे अपने सहपाठी अपने किसी सपने के बारे में बात करेंगे और पाठ पर आधारित अपना एक काल्पनिक पेड़ बनाएँगे। (DISCUSSION) (HAPPY CURRICULUM)

<p>अक्टूबर</p>	<p>पाठ -10. औ - औना और पौना</p> <ul style="list-style-type: none"> ❖ बूझिए तो जानें (पहेलियाँ) ❖ पढ़ो और सीखो (दसखड़ी) ❖ चिड़ियों का मेला ❖ पशु और पक्षियों के नाम। ❖ पशु - पक्षियों की बोलियाँ <p>पाठ -11.ां - मोती का कंगन</p> <ul style="list-style-type: none"> ❖ आओ गाएँ(पतंगें) 	<ol style="list-style-type: none"> 1. बच्चे पाठ का शुद्ध उच्चारण से पठन और वाचन कर पाएँगे। 2. कविता का हाव भाव उचित लय और स्वर द्वारा वाचन करने में योग्य बनेंगे। 3. सही स्थान पर मात्रा लगाकर शब्द पूरे कर पाएँगे। <ol style="list-style-type: none"> 1. बच्चे पाठ का शुद्ध उच्चारण से पठन और वाचन कर पाएँगे। 2. अपने विचारों को अभिव्यक्त कर पाएँगे। 	<ul style="list-style-type: none"> ● पठन - पाठन ● श्रवण वाचन ● चिंतन कौशल ● लेखन कौशल <ul style="list-style-type: none"> ● पठन कौशल ● चिंतन कौशल ● तर्क कौशल ● लेखन कौशल <ul style="list-style-type: none"> ● पठन - पाठन ● श्रवण तथा वाचन कौशल 	<ul style="list-style-type: none"> ● बच्चे पाठ “औना और पौना “ में से किसी एक पात्र का मुखौटे बनाएँगे और संक्षिप्त वार्तालाप करेंगे । (ROLE PLAY) ● बच्चे गोल घेरे में बैठेंगे और हाव भाव के साथ किसी भी पशु या पक्षी की आवाज़ की नक़ल करेंगे और बाकी छात्र आवाज़ पहचानेंगे। (ROLE PLAY) ● बच्चों पतंग बनाएँगे और सजायेंगे। सभी बच्चों अपनी पतंग को हाथ में पकड़ कर कविता गाएँगे। (TOY PEDAGOGY) 
<p>नवंबर</p>	<p>पाठ -12. ाँ- माँ की अँगूठी</p>	<ol style="list-style-type: none"> 1. बच्चे पाठ का शुद्ध उच्चारण से पठन और वाचन कर पाएँगे। 	<ul style="list-style-type: none"> ● पठन कौशल ● चिंतन कौशल ● तर्क कौशल ● लेखन कौशल 	<ul style="list-style-type: none"> ● सभी बच्चे गोल घेरे में बैठकर अपनी माँ के विषय में दो या तीन वाक्य सुनाएँगे। (ROLE PLAY)


	पाठ -13. आओ गिनती सीखें (१-१०)	<ol style="list-style-type: none"> मात्राओं की ध्वनि पहचानेंगे ,शब्द पढ़ेंगे और लिख पाएँगे। शब्द भंडार में वृद्धि। 	<ul style="list-style-type: none"> पठन कौशल लेखन कौशल 	<ul style="list-style-type: none"> बच्चे गोल घेरे में बैठेंगे और गेंद एक दूसरे को पास करेंगे । जैसे ही गाना बंद होगा जिस बच्चे के हाथ में गेंद होगी , वह बच्चा आगे आएगा और फ्लैश कार्ड उठाएगा। फ्लैश कार्ड में जो भी हिंदी में अंक लिखा होगा बच्चा उतनी बार कूद कर दिखाएगा। (GAME BASED LEARNING) (HAPPY CURRICULUM)
दिसंबर	<ul style="list-style-type: none"> ❖ व्याकरण - नाम वाले शब्द ❖ आओ खेले ❖ कविता - आओ गाएँ(कौन 	<ol style="list-style-type: none"> देखकर ,सुनकर, समझकर, नाम वाले शब्द पहचान और लिख पाएँगे। बच्चे पाठ का शुद्ध उच्चारण से पठन और वाचन कर पाएँगे। 	<ul style="list-style-type: none"> पठन कौशल चिंतन कौशल तर्क कौशल लेखन कौशल 	<ul style="list-style-type: none"> बच्चे आइस क्रीम की डंडी पर एक नाम वाला शब्द लिखेंगे और उसको सही कप वर्ग में डालेंगे। जैसे - हाथी - जानवर वाले कप में। (GAME BASED LEARNING)  <ul style="list-style-type: none"> बच्चे मैदान में अलग- अलग दौड़ करेंगे। (EXPERIENTIAL LEARNING)(HAPPY CURRICULUM) 
जनवरी	<ul style="list-style-type: none"> ❖ संयुक्त व्यंजन ❖ संयुक्त अक्षर 	<ol style="list-style-type: none"> संयुक्त अक्षर और व्यंजन समझ , पढ़ और लिख पाएँगे। प्रश्नों के उत्तर देने में समर्थ होंगे। 	<ul style="list-style-type: none"> पठन कौशल चिंतन कौशल तर्क कौशल लेखन कौशल 	<ul style="list-style-type: none"> बच्चे संयुक्त अक्षर और व्यंजन शब्दों की रेल बनाएँगे। (ART INTEGRATION)



	<ul style="list-style-type: none"> ❖ व्याकरण - काम वाले शब्द 	<p>1. काम वाले शब्दों को पहचानेंगे, समझेंगे, पढ़ेंगे और लिखेंगे।</p>	<ul style="list-style-type: none"> • पठन कौशल • लेखन कौशल • रचनात्मकता 	<ul style="list-style-type: none"> ● बच्चे अलग -अलग काम वाले शब्दों के फ्लैश कार्ड्स को देख कर वैसे ही करके दिखाएँगे। (GAME BASED LEARNING) 
फरवरी	<ul style="list-style-type: none"> ❖ पाठ -14 चुनमुन और सिलबिल ❖ व्याकरण -एक-अनेक ❖ व्याकरण - विपरीत शब्द / उलटे अर्थ वाले शब्द 	<p>2. बच्चे पाठ का शुद्ध उच्चारण से पठन और वाचन कर पाएँगे।</p> <p>1. एक - अनेक शब्दों को पहचानेंगे, समझेंगे, पढ़ेंगे और लिखेंगे।</p> <p>1. विपरीत शब्दों को पहचानेंगे, समझेंगे, पढ़ेंगे और लिखेंगे।</p>	<ul style="list-style-type: none"> • पठन कौशल • चिंतन कौशल • तर्क कौशल • लेखन कौशल • पठन कौशल • लेखन कौशल • रचनात्मकता 	<ul style="list-style-type: none"> ● बच्चे बिल्ली और चूहे के ऊपर कोई और छोटी सी कहानी बनाएँगे और सुनाएँगे। (STORY TELLING) ● बच्चे कोई भी 5 चित्र एक - अनेक शब्दों की चिपकाएँगे शीट पर। (ART INTEGRATION)  <ul style="list-style-type: none"> ● बच्चे रचनात्मकता का प्रयोग करते हुए किसी भी एक उलटे अर्थ वाले शब्द का फ्लैश कार्ड बनाएँगे। (ART INTEGRATION) 
मार्च	<ul style="list-style-type: none"> ❖ पाठ - आइए लिखें (चित्र वर्णन) 	<p>1. बच्चे वाक्य बोलना, बनाना और लिखना सीखेंगे।</p> <p>2. शब्द भंडार में वृद्धि।</p>	<ul style="list-style-type: none"> • पठन कौशल • लेखन कौशल • रचनात्मकता 	<ul style="list-style-type: none"> ● चित्र को देख कर वाक्य लिखेंगे। (REAL LIFE CONNECT) (INTERDISCIPLINARY) 



	<ul style="list-style-type: none">❖ पाठ - सूझ - बूझ (चित्रकथा)❖ व्याकरण -लिंग बदलो	<ol style="list-style-type: none">1. बच्चे वाक्य बोलना , बनाना और लिखना सीखेंगे।1. लिंग बदलो , शब्दों को पहचानेंगे , समझेंगे , पढ़ेंगे और लिखेंगे।	<ul style="list-style-type: none">● पठन कौशल● चिंतन कौशल● तर्क कौशल● लेखन कौशल	<ul style="list-style-type: none">● बच्चे कोई भी 5 चित्र लिंग बदलो के चिपकाएँगे अपनी कॉपी में। (ART INTEGRATION)
--	---	---	---	--

MATHEMATICS

TEXT BOOK: MATHEMATICS TEXTBOOK CUM WORKBOOK (VOLUME– 1&2)

MONTH	TOPIC	LEARNING OUTCOMES	SKILLS	ACTIVITY
<p style="text-align: center;">APRIL</p>	<p style="text-align: center;">Pre Number Vocabulary</p>	<p>The learners-</p> <ul style="list-style-type: none"> ● verbalize the common property on the basis of which the grouping has been done. ● develop and use vocabulary of spatial relationship like top bottom, on under, inside-outside, above-below, big-small, heavy-light etc. 	<ul style="list-style-type: none"> ● Identification ● Exploration ● Application 	<p>Connect with concept of opposites in English. (Interdisciplinary)</p>
	<p style="text-align: center;">Measurement of length</p>	<ul style="list-style-type: none"> ● compare lengths of two or more objects by observing them visually. 	<ul style="list-style-type: none"> ● Application ● Comparison ● Observation ● Problem Solving ● Sequencing ● Logical thinking 	<p>Students will draw scene of a garden and make flowers of different sizes using a play dough. (Art Integration)</p>
	<p style="text-align: center;">Measurement of weight</p>	<ul style="list-style-type: none"> ● compare heavy and light objects through estimation. 	<ul style="list-style-type: none"> ● Application ● Comparison ● Observation ● Problem Solving 	

			<ul style="list-style-type: none"> ●Sequencing ●Logical thinking 	<p>Students will make a weighing scale using a hanger and cup and use it to identify heavier and lighter objects.(Toy Pedagogy)</p> 
MAY	Number One to Zero	<ul style="list-style-type: none"> ●devise ways of collecting and counting a given number of objects like pebbles, seeds, leaves from the immediate environment, and express the numbers as per her own understanding. ●recognize, speaks and write numbers from one to nine. ●approach Zero by reducing Numbers. 	<ul style="list-style-type: none"> ●Observation ●Identification ●Exploration 	<p>Students will draw caterpillar and will draw its body through fingerprint counting.(Art Integration)</p>  <p>Concept of zero as a digit will be introduced through a story "A mouse with 7 tails." (Story Telling)</p>
JULY		<ul style="list-style-type: none"> ●group objects into groups of tens and ones. 	<ul style="list-style-type: none"> ●Observation ●Identification 	<p>Students will paste bindis corresponding to each number in a pizza slice.</p>



	<p>Numbers from 10-20</p> <p>Ordinal Numbers</p>	<ul style="list-style-type: none"> ●compare number of objects in a given collection. ●arrange objects in ascending and descending order. ●count the number of tens and ones and write numeral and number name for it. ●observe and identify the position of an object in context with a reference point. 	<ul style="list-style-type: none"> ●Application ●Application ●Comparing ●Problem Solving ●Observation ●Sequencing 	<p>(Collaborative Activity)</p>  <p>A turnip that grew big (Story telling and Demonstration of ordinal numbers)</p>
<p>AUGUST</p>	<p>Shapes</p> <p>Patterns</p>	<ul style="list-style-type: none"> ● trace 2D outlines of 3D object. ●observe and identify 2D shapes. ●observe and co-relates objects in the environment to shapes. ●observe and describe the patterns in terms of geometrical shapes in the Surroundings. ●identify and extend the patterns in a sequence in accordance to shapes, numbers and letters. 	<ul style="list-style-type: none"> ●Logical Thinking ●Application ●Identification ●Exploration ●Creativity ●Observation ●Logical thinking ●Sequencing ●Exploration ●Creativity 	<p>Making different objects using a play dough and matchsticks. (Art Integration)</p>  <p>Students will create their own patterns by thumb print, leaf print, vegetable print, stickers etc. (Art Integration) Students will create alphabet patterns like AB,CD ,EF.... (Interdisciplinary)</p>




	Odd and Even Numbers	<ul style="list-style-type: none"> ●Counting objects in pair to form odd and even numbers. 	<ul style="list-style-type: none"> ●Observation ●Identification 	<p>Students will count the number of objects they find in their bag. e.g : Notebooks, books, pencil etc. and state whether they are in even or odd numbers. (Experiential learning)</p>
JANUARY	Multiplication	<ul style="list-style-type: none"> ●relate multiplication to repeated addition. ●develop table of 2 and 3. 	<ul style="list-style-type: none"> ●Identification ●Exploration ●Critical Thinking ●Logical thinking ●Application ●Problem Solving 	<p>Students will build table of 2 and 3 using ice tray and Rajma seeds as a group activity. (Collaborative learning)</p>
	Measurement of Capacity	<ul style="list-style-type: none"> ●estimate and measure the capacity of different containers using non-standard units. ●compare the liquid in different containers using non-standard units. 	<ul style="list-style-type: none"> ●Logical thinking ●Observation ●Comparison ●Application ●Sequencing ●Problem Solving 	<p>Students get to experiment and discuss how the same amount of liquid looks different depending on the jar it is in. (Experiential learning)</p>
FEBRUARY	Calendar	<ul style="list-style-type: none"> ●get familiar with the days of a week and the months in a year. 	<ul style="list-style-type: none"> ●Analytical Skills ●Reading and interpreting calendar ●Observation ●Recording ●Collection ●Presentation ●Interpretation ●Analyzing 	<p>Make calendar for the month of Feb and March and mark all the festivals that we celebrate in these Months. (Creative Learning)</p>
	Data Handling	<ul style="list-style-type: none"> ●collect, represent and interpret data based on observation of real or visual situations or experiences. 		<p>Prepare a data for their class (number of boys and girls). (Collaborative Learning)</p>




<p>MARCH</p>	<p>Revision of:-</p> <p>Addition</p> <p>Subtraction</p> <p>Multiplication</p>	<ul style="list-style-type: none"> ●make different number combinations of a given number. ●add 2 digit numbers without re-grouping. ●subtract 2 digit numbers without re-grouping. 	<ul style="list-style-type: none"> ●Identification ●Exploration ●Critical thinking ●Logical thinking ●Application ●Problem Solving 	<p>Students will make Domino cards to represent addition and subtraction facts.</p> <p>(Game Based Learning)</p>
---------------------	---	---	--	---




ENVIRONMENTAL STUDIES




TEXTBOOK: ENVIRONMENTAL STUDIES (BOOK 1) VIVA EDUCATION




MONTH	TOPIC/CHAPTER	LEARNING OUTCOMES	SKILLS	TEACHING METHODOLOGY/ACTIVITIES
April	Chapter-1 About Me	<p>The learners -</p> <ul style="list-style-type: none"> understand the concept of myself. speak and write about oneself. express their likes and dislikes. 	<ul style="list-style-type: none"> Observation. Classification Self-expression Creativity Communication Life skills 	<ul style="list-style-type: none"> Making of stick puppet boy/girl and speak a few lines about oneself.  <p>(Toy Pedagogy and Interdisciplinary)</p>
	Chapter-2 My Body	<ul style="list-style-type: none"> identify and name different body parts. develop a basic understanding of the functions of different body parts. recognize and understand the concept of sense organs. understand the importance of body parts. explore basic body movements like walking, holding, speaking. 	<ul style="list-style-type: none"> Observation Self-expression Creativity Communication Classification Awareness 	<ul style="list-style-type: none"> Enactment based on action-oriented flash cards. <p>(Sports Integration)</p> <ul style="list-style-type: none"> Making of a sensory plate. <p>(Toy Pedagogy)</p>  <ul style="list-style-type: none"> Nature walk-Observe and explore different objects in nature through their senses. <p>(Experiential Learning)</p>



<p>May</p>	<p>Chapter-3 Looking after My Body</p>	<ul style="list-style-type: none"> • sensitize towards the importance of health and hygiene. • discuss and name various healthy habits in their daily routine. • differentiate between healthy and unhealthy habits. • understand about the importance of physical exercise. 	<ul style="list-style-type: none"> • Observation • Awareness • Identification • Critical thinking • Life skills 	<ul style="list-style-type: none"> • Students will do - “Easy Teeth Brushing Activity”. (Experiential Learning)  <p>Show and Tell: Things used to keep our body clean. (Interdisciplinary)</p>
<p>July</p>	<p>Chapter - 4 Clothes We Wear</p>	<ul style="list-style-type: none"> • understand the purpose of clothes. • identify and differentiate between various types of clothes. • learn about materials used to make clothes. • explore different cultural clothing, costumes, and uniforms. 	<ul style="list-style-type: none"> • Observation • Identification • Creativity • Teamwork • Critical thinking. • Problem solving 	<ul style="list-style-type: none"> • Students will sort the flash cards and put it in different season basket. (Game Based Learning)  <ul style="list-style-type: none"> • Cultural Fiesta Students will wear costumes of different regions. (Experiential Learning)
	<p>Chapter -5 Food We Eat</p>	<ul style="list-style-type: none"> • understand the importance of food. • enlist various sources of food. • learn about good food habits. 	<ul style="list-style-type: none"> • Observation • Creativity • Awareness. • Life skill • Self -expression 	<ul style="list-style-type: none"> • Students will do role play like little chef’s and prepare a HEALTHY SPROUT SALAD. (Experiential Learning) • “Poster Making” using the cutouts of different kinds of food. (Art integration) 

<p>August</p>	<p>Chapter -6 Safety Rules</p>	<ul style="list-style-type: none"> • understand the importance of safety rules at various places. • learn about the requirement of traffic light on road. 	<ul style="list-style-type: none"> • Observation • Creativity • Awareness • Critical thinking • Life skill • Identification 	<ul style="list-style-type: none"> • Students will create a miniature of “Traffic Light Scene” using bottle caps and paper pasting. (Art Integration)  <ul style="list-style-type: none"> • “Mock Drill” under the guidance of teachers. (Experiential Learning)
	<p>Chapter -7 My Family</p>	<ul style="list-style-type: none"> • understand the concept of Family. • differentiate between, small, big and joint family. • learn to respect and value their family members, understanding the importance of showing care and consideration towards them. • become aware of their responsibilities towards their family members. 	<ul style="list-style-type: none"> • Observation • Identification • Creativity • Classification • Awareness 	<ul style="list-style-type: none"> • Students will create “My Family Paper House”. (Art Integration) 
<p>September</p>	<p>Chapter -8 We Need Shelter</p>	<ul style="list-style-type: none"> • understand the concept and importance of shelter. • identify different types of houses and roofs. • enlist the types of rooms and recognize its uses. 	<ul style="list-style-type: none"> • Observation • Identification • Classification • Creativity 	<ul style="list-style-type: none"> • Paste pictures of different materials used to make kutcha and pukka house. (Art Integration) 

	<p>Chapter - 9 Our Neighbourhood</p>	<ul style="list-style-type: none"> • understand the importance of neighbourhood. • identify different places in their neighbourhood. 	<ul style="list-style-type: none"> • Observation • Identification • Awareness • Critical thinking 	<ul style="list-style-type: none"> • Students will visit a nearby neighbourhood place. (Experiential Learning) 
<p>October</p>	<p>Chapter -10 My School</p>	<ul style="list-style-type: none"> • understand the concept and importance of school. • identify and name different rooms in a school. • recognize the roles of people who help us in a school. • follow cleanliness guidelines and understand the importance of a healthy and clean environment in school. 	<ul style="list-style-type: none"> • Observation • Identification • Classification • Creativity • Awareness • Life skills 	<ul style="list-style-type: none"> • School tour under the guidance of the teacher. (Experiential Learning) • Pasting the pictures of different rooms and enlist their names. (Art Integration) 
	<p>Chapter -11 People Who Help Us</p>	<ul style="list-style-type: none"> • identify and name different community helpers. • understand the importance of different kinds of work they do. • develop sensitivity towards people and their work. 	<ul style="list-style-type: none"> • Observation • Identification • Self-expression • Communication • Awareness 	<ul style="list-style-type: none"> • Students will create the head gear of their favourite community helper and speak a few lines about him.  <p>(Role play and Art Integration)</p>

<p>November</p>	<p>Chapter -12 Festivals We Celebrate</p>	<ul style="list-style-type: none"> • recognize and name common festivals. • understand the importance of different festivals. • differentiate between religious and national festivals. 	<ul style="list-style-type: none"> • Observation • Identification • Classification • Creativity • Critical thinking 	<ul style="list-style-type: none"> • Students will make rolling Santa using origami and pastel sheets. (Art Integration) 
	<p>Chapter -13 Travelling Is Fun</p>	<ul style="list-style-type: none"> • understand the concept and importance of transport. • identify and name different means of transport. (Land, water, and air transport) 	<ul style="list-style-type: none"> • Observation • Identification • Classification • Creativity • Teamwork • Problem solving 	<ul style="list-style-type: none"> • Students will play sorting game using flashcards. (Game Based Learning) • Create their own dream transport and speak a few lines about it. (Interdisciplinary) 
<p>December</p>	<p>Chapter -14 The World of Plants</p>	<ul style="list-style-type: none"> • recognize and learn about different parts of a plant. • identify different types of plants like trees, shrubs, herbs, climbers, and creepers. • learn about food plants need to grow. • explore various uses of plants. 	<ul style="list-style-type: none"> • Observation • Identification • Classification • Creativity • Awareness • Life skills 	<ul style="list-style-type: none"> • Students will sow seeds and observe their plant growing. (Experiential Learning) • Create animal/ bird with the help of leaves. (Art Integration) 

	<p>Chapter – 15 The World of Animals</p>	<ul style="list-style-type: none"> • identify and differentiate different types of animals like pet, domestic, wild, etc.) • understand the importance of animals. • learn about homes of animals. 	<ul style="list-style-type: none"> • Observation • Identification • Classification • Creativity • Self-expression • Critical thinking • Communication 	<ul style="list-style-type: none"> • Students will be making their favourite animal toy or mask using waste material and recite a rhyme on it. <p>(Toy Pedagogy, Interdisciplinary)</p> 
<p>January</p>	<p>Chapter -16 Water and Air</p>	<ul style="list-style-type: none"> • understand the importance of resources like air and water. • explore different sources of water. • identify uses of water. • learn about properties of water and air. 	<ul style="list-style-type: none"> • Observation • Identification • Classification • Creativity • Critical thinking • Collaboration 	<ul style="list-style-type: none"> • Races like caterpillar and water balancing race within the class. <p>(Experiment Based Learning)</p>  <p>Properties of air with the help of a balloon.</p>  <p>(Experiential Learning)</p>
<p>February</p>	<p>Chapter -17 Weather</p>	<ul style="list-style-type: none"> • understand the concept of weather. • identify and recognize different types of weather. 	<ul style="list-style-type: none"> • Observation • Identification • Classification • Creativity • Critical thinking 	<ul style="list-style-type: none"> • Students will create a weather board using pastel sheets and pictures. <p>(Art Integration)</p>

		<ul style="list-style-type: none"> • associate different types of clothing according to the weather. 		
March	Chapter -18 In the Sky	<ul style="list-style-type: none"> • identify and name various objects found in the sky like stars, sun, clouds, etc. • understand the concept of day and night sky. • learn about the things we see in the sky like phases of moon, clouds, etc. 	<ul style="list-style-type: none"> • Observation • Identification • Classification • Creativity • Self-expression • Critical thinking. 	<ul style="list-style-type: none"> • Students will draw or paste things we see in the sky during the day or night. (Art Integration) 

Co- Scholastic Curriculum 2024-25

CLASS 1

SUBJECT: ART	
BOOK: ART EXPRESS	
MONTH	CONTENT
April	<ul style="list-style-type: none"> • Art Express: Pages 1 to 10
May	<ul style="list-style-type: none"> • Art File : Lines &Patterns
June	-----
July	<ul style="list-style-type: none"> • Art File: Shapes & Objects
August	<ul style="list-style-type: none"> • Art Express: Pages 11to 20
September	<ul style="list-style-type: none"> • Art File: Family and Friends Drawing
October	<ul style="list-style-type: none"> • Art Express: Pages 21 to 30
November	<ul style="list-style-type: none"> • Art File : Composition making
December	<ul style="list-style-type: none"> • Art Express: Pages 31 to 38
January	<ul style="list-style-type: none"> • Art File : Colours &Shades
February	<ul style="list-style-type: none"> • Assessment Art Express
March	<ul style="list-style-type: none"> • Assessment Art File

SUBJECT: COMPUTER	
BOOK: IT PLANET- CODE BOTICS 1 - PM PUBLICATIONS	
MONTH	CONTENT
April	<ul style="list-style-type: none"> • Computer Alphabet: A-J
May	<ul style="list-style-type: none"> • L-1, Computer a Magic Machine
June	-----
July	<ul style="list-style-type: none"> • Computer Alphabet: K-R • L-2 Computer – Its Parts and Uses
August	<ul style="list-style-type: none"> • Computer Alphabet: S-Z • L-3 The Keyboard and Mouse
September	<ul style="list-style-type: none"> • Functions Of Parts Of A Computer: Monitor-Ups • L-4 Paint – Introduction
October	<ul style="list-style-type: none"> • Functions Of Parts Of Computer: Cd-Scanner • L-5 Data And Memory
November	<ul style="list-style-type: none"> • Functions Of Parts Of Computer: Joystick-Modem • L-6 Tux Paint – Introduction
December	<ul style="list-style-type: none"> • L-7 Patterns And Puzzles

January	<ul style="list-style-type: none"> • L-8 Let's Draw With AI
February	<ul style="list-style-type: none"> • Project
March	<ul style="list-style-type: none"> • Revision

SUBJECT: DANCE	
MONTH	CONTENT
April	<ul style="list-style-type: none"> • Free Style Dance Movements
May	<ul style="list-style-type: none"> • Hands Movements
June	-----
July	<ul style="list-style-type: none"> • Classical Footwork
August	<ul style="list-style-type: none"> • Classical Kavita
September	<ul style="list-style-type: none"> • Poem Dance
October	<ul style="list-style-type: none"> • Contemporary Footsteps
November	<ul style="list-style-type: none"> • Contemporary Dance with Song
December	<ul style="list-style-type: none"> • Kavita with Dance
January	<ul style="list-style-type: none"> • Kavita with Song
February	<ul style="list-style-type: none"> • Contemporary Dance
March	<ul style="list-style-type: none"> • Revision of Lessons Taught

SUBJECT: GENERAL KNOWLEDGE	
BOOK: DO YOU KNOW? A Course in General Studies and Life Skills	
MONTH	CONTENT
April	<ul style="list-style-type: none"> • Art And Literature
May	<ul style="list-style-type: none"> • Environment And The World Of Science
June	<ul style="list-style-type: none"> • -----
July	<ul style="list-style-type: none"> • Environment and World of Science (continued)
August	<ul style="list-style-type: none"> • My Country
September	<ul style="list-style-type: none"> • Around The World
October	<ul style="list-style-type: none"> • Moral Values and Life Skills
November	<ul style="list-style-type: none"> • Mind Games • Grammar and Language
December	<ul style="list-style-type: none"> • Grammar and Language
January	<ul style="list-style-type: none"> • The World of Plants and Animals
February	<ul style="list-style-type: none"> • Sports and Games
March	<ul style="list-style-type: none"> • Sports and Games

SUBJECT: MUSIC	
MONTH	CONTENT
April	<ul style="list-style-type: none"> • Gayatri Mantra • Prayer • Mother's Day Song
May	<ul style="list-style-type: none"> • Yoga Anthem • Earth Day Song
June	-----
July	<ul style="list-style-type: none"> • Baal Geet-1 • Motivational Song
August	<ul style="list-style-type: none"> • Patriotic Song • Bhajan
September	<ul style="list-style-type: none"> • Guru Vandana • Baal Geet-2
October	<ul style="list-style-type: none"> • Raghu Pati Raghav Raja Ram (Bhajan) • Practice of Alankar
November	<ul style="list-style-type: none"> • Diwali Song • Children's day song
December	<ul style="list-style-type: none"> • Shabad Gurbani • Christmas Carol
January	<ul style="list-style-type: none"> • Chanting of Om • Patriotic Song
February	<ul style="list-style-type: none"> • Saraswati Vandana • One English Song
March	<ul style="list-style-type: none"> • Saraswati Vandana • One English Song

SUBJECT: SPORTS	
MONTH	CONTENT
April	<ul style="list-style-type: none"> • Body Awareness; Who Am I ,What are my body parts • Movement Awareness; walking in a line • Swimming ; Familiar with water
May	<ul style="list-style-type: none"> • Free Hand Exercises • Growth & Development

	<ul style="list-style-type: none"> • Swimming; Water walk
July	<ul style="list-style-type: none"> • Balancing Exercises • Gross Motor Skills; Ball • Swimming ; Bubbles • Food & Nutrition • Bhartiya Games
August	<ul style="list-style-type: none"> • Movement Awareness; walking on the circle • Table Tennis; Grips • Jumping Exercises • Fun Races • Swimming; Bubbles & Floating
September	<ul style="list-style-type: none"> • Movement Awareness; Minor Games • Social Health • Rope skipping; Jump rope & Hop • Badminton; How to hold a Racket • Swimming; Revision of the lessons taught
October	<ul style="list-style-type: none"> • Body Awareness; Hopping • Food & Nutrition • Recreational Games • Movement Awareness; Relay Races
November	<ul style="list-style-type: none"> • Rhythmic Exercises • Safety & Security • Taekwondo; Basic Stance • Minor Games
December	<ul style="list-style-type: none"> • Free Hand Exercises • We & Our Environment • Fun with the Ball
January	<ul style="list-style-type: none"> • Yogasana • Gross Motor Skills; Rope • Locomotive movements; Backward walk
February	<ul style="list-style-type: none"> • Introduction of Gymnastics; Rolls • Group games
March	<ul style="list-style-type: none"> • Revision of Lessons Taught